



CITY OF MOBILE

# POLICE DEPARTMENT

## ANNUAL REPORT 2022

CHIEF OF POLICE | PAUL O. PRINE



# TABLE OF CONTENTS

---

**3** CHIEF'S MESSAGE

**4** COMMAND STAFF

**5** GRANTS AWARDED

**6** 10-YEAR CRIME REPORT

**7** 10-YEAR CRIME GRAPHS

**11** CRIME DATA BY PRECINCT

**16** HOMICIDE DATA

**17** INTERNAL AFFAIRS INVESTIGATIONS

**18** INTERNAL AFFAIRS CITIZEN COMPLAINTS

**19** PRECINCTS



**A MESSAGE FROM THE****CHIEF OF POLICE**

At the onset of 2022, the Mobile Police Department implemented its crime-reducing strategic plan which primarily consists of three main focuses: Intelligent-Led Policing, Community Engagement, and Standards of Excellence. There is little doubt that our collective efforts have been a huge success. We realized a 5% percent reduction in all Part I Crimes, and more than 10 % percent reduction in violent crime compared to that of 2021.

However, a closer look at each violent category, on its own, was even more significant as we were virtually double digits down in every category of violent crime. Unfortunately, we did experience a large uptick in catalytic converter thefts which ultimately drove our larceny numbers. This was not only problematic for the City of Mobile but was also an issue nationwide. I am pleased to tell you that with significant arrests of the suspects committing those offenses we are now still trending down as it regards catalytic converter thefts.

There was a lot of additional efforts that supplemented our strategic plan such Operation Echo Stop as well as the passing of Aniah's law, which will no doubt contribute further to reducing crime as we push to keep violent recidivist offenders off our streets. We are most appreciative for the community engagement and the willingness of our citizens coming forward with information.

Although we were very successful in 2022, there is more work that must be done. We will continue our efforts and build on those successes of 2022. We will also continue pushing for trust and transparency within our community. It cannot be overstated the inherent need for partnering with you – the community. Together, we will stand against the violence in our community and will NOT tolerate the senseless violence perpetrated amongst our citizens, particularly our youth. As I always say, if you see something say something, and together we can accomplish the mission of making the City of Mobile the safest city in America with respect for everyone.



A handwritten signature in cursive script that reads "Paul Prine".

**CHIEF PAUL PRINE**

# COMMAND STAFF



ASSISTANT CHIEF  
**William R. Jackson**  
Chief of Operations



MAJOR  
**William Reed**  
Support Services Division



MAJOR  
**Melvin Jones**  
Field Operations  
East Division



MAJOR  
**Linda Tims**  
Investigative Operations  
Division




MAJOR  
**Philip McCrary**  
Field Operations  
West Division



# GRANTS AWARDED

For the 2022 fiscal year, the Mobile Police Department was awarded \$12.9 million in grant funding for 26 separate grant programs and awards. Most of the grants allocations are used to purchase equipment and fund overtime pay for officers, although other grant programs were specifically awarded.

The 2022 grant fiscal year is October 1, 2021 to September 30, 2022.

 <b>MOBILE POLICE DEPARTMENT</b> <b>Total Grant Funding for Period 2022</b>	
Last Updated – 01/26/2022	
DHS Port Security Grant - 2020	\$ 986,855.00
DHS Port Security Grant – 2021	\$ 1,686,281.00
DOJ JAG Grant - 2020	\$ 155,188.00
DOJ JAG Grant – 2021	\$ 195,140.00
DOJ JAG Grant - 2022	\$ 163,977.00
DHS HSGP EOD Grant #EOD48	\$ 65,512.00
DOJ COPS Hiring Program Grant – 2020	\$ 2,354,775.00
DOJ Justice and Mental Health Collaboration - 2020	\$ 742,088.00
DOJ Collaborative Crisis Response Training Program – 2021	\$ 149,921.00
State Farm Good Neighbor Grant (Bridging the Gap) - 2022	\$ 15,000.00
DHS Homeland Security Domestic Extremism	\$ 50,000.00
DHS USSS Electronic Crimes Task Force	\$ 18,042.00
DHS USSS Financial Crimes Task Force	\$ 150,054.28
DOJ Bureau of Alcohol, Tobacco, Firearms and Explosives	\$ 12,000.00
DOJ Federal Bureau of Investigation	\$ 16,707.00
DOJ U.S. Marshals Service	\$ 13,000.00
DOJ Drug Enforcement Agency	\$ 40,000.00
DHS Homeland Security Investigations	\$ 5,400.00
HOTSPOT DUI Traffic Grant - 2022	\$ 14,000.00
STEP Traffic Grant - 2022	\$ 40,000.00
Click It or Ticket Traffic Grant - 2022	\$ 5,000.00
SW ALA Partnership Workforce Stabilization Program - 2022	\$ 111,375.00
Gun Violence – ARPA Funding	\$ 3,808,000.00
Community Violence Intervention – ARPA Funding	\$ 1,550,802.00
Community Based Violence Prevention – ARPA Funding	\$ 100,000.00
Summer Camp – After School Learning – ARPA Funding	\$ 500,000.00
<b>TOTAL GRANT FUNDING AWARDED</b>	<b>\$ 12,949,117.28</b>

# 10-YEAR CRIME REPORT

Since 2017, total Part I Crime has been trending downward. From 2021 to 2022, crime decreased by 4.8%. Although there was a slight increase in larceny crimes, there was a reduction in all other crimes.

The following graphs show the city's crime trends at a glance over the past decade.

## REPORTED CRIMES

## PART I CRIME COMPARISON 2012 THROUGH DECEMBER 2022 YTD

	2012	2013	2014	2015	2016	2017	2018	2019	2020	2021	2021	2022YTD	% + OR -
HOMICIDE	29	27	31	23	44	50	28	40	46	51	51	41	-19.6%
RAPE	45	75	135	115	87	141	168	142	145	162	162	138	-14.8%
ROBBERY	460	458	430	404	438	440	378	255	187	191	191	143	-25.1%
AGGRAVATED ASSAULT	777	1044	1016	1122	1279	1329	1162	1151	1230	1768	1,768	1,627	-8.0%
BURGLARY	2796	3221	2878	2232	2654	3084	2580	2094	1513	1331	1,331	1,102	-17.2%
LARCENY	8755	9281	8391	8236	8443	9564	8633	7537	6385	5651	5,651	5,772	2.1%
MOTOR VEHICLE THEFT	552	690	533	597	891	1293	1089	749	998	705	705	564	-20.0%
TOTAL CRIME	13414	14796	13414	12729	13836	15901	14038	11968	10504	9859	9,859	9,387	-4.8%
PERCENT + OR -	-12.1%	10.3%	-9.3%	-5.1%	8.7%	14.9%	-11.7%	-14.7%	-12.2%	-6.1%		-4.8%	
Population	263016	263016	263016	269406	269406	269406	269406	269406	269406	269406		269406	
Part I Crimes per 1000 population	51.0	56.3	51.0	47.2	51.4	59.0	52.1	44.4	39.0	36.6	36.6	34.8	
Violent crimes per 1000 population	5.0	6.1	6.1	6.2	6.9	7.3	6.4	5.9	6.0	8.1	8.1	7.2	

Population furnished by South Alabama Regional Planning Commission.

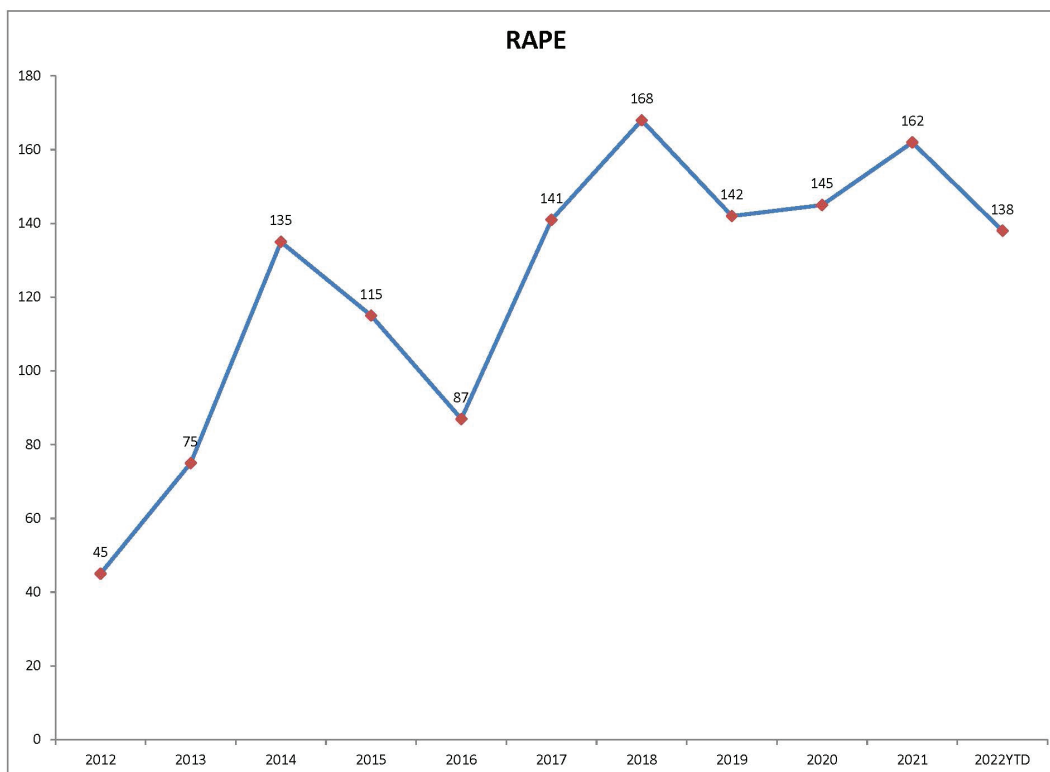
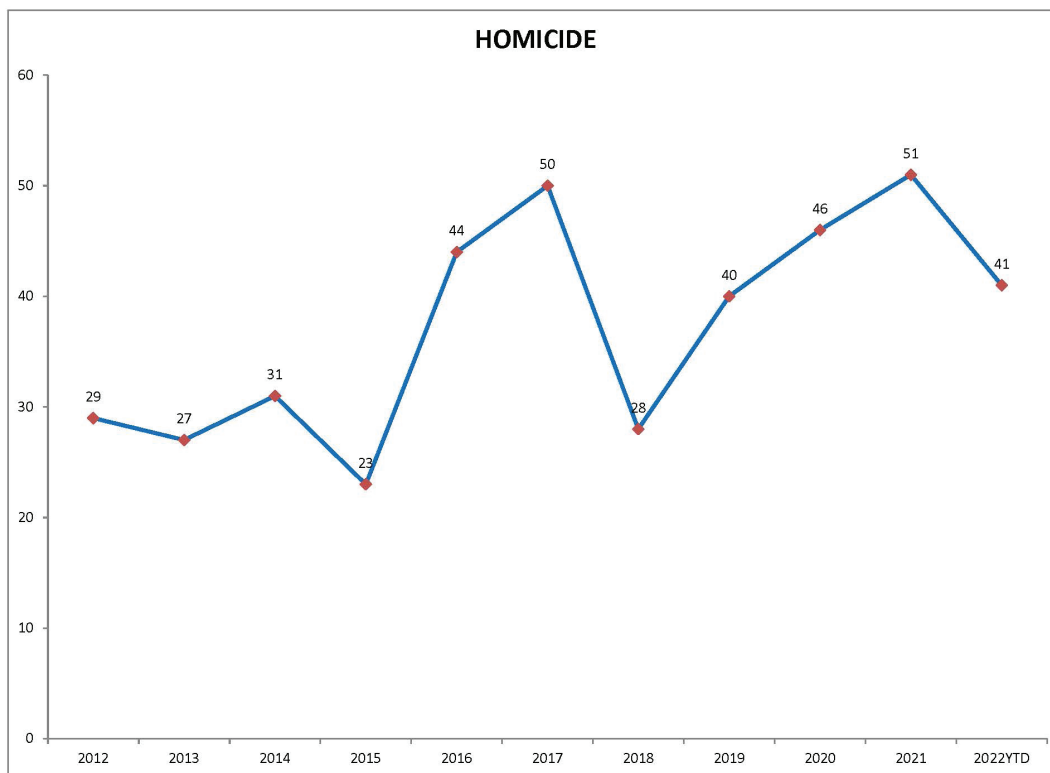
Population and crime totals include the jurisdiction.

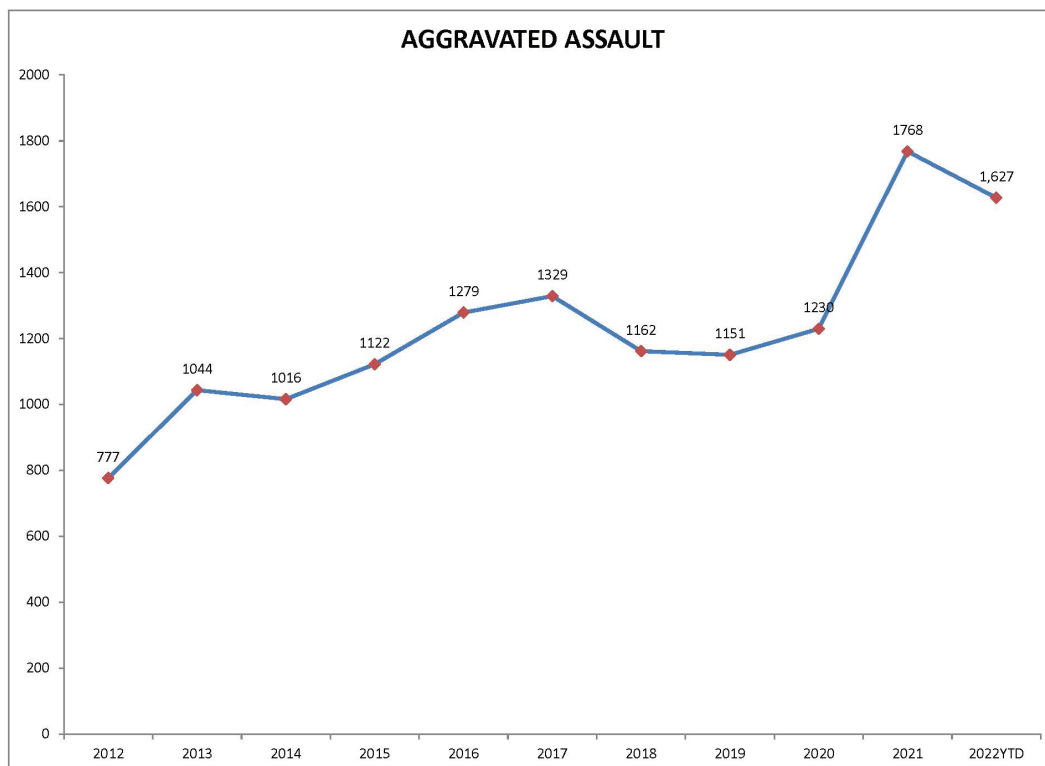
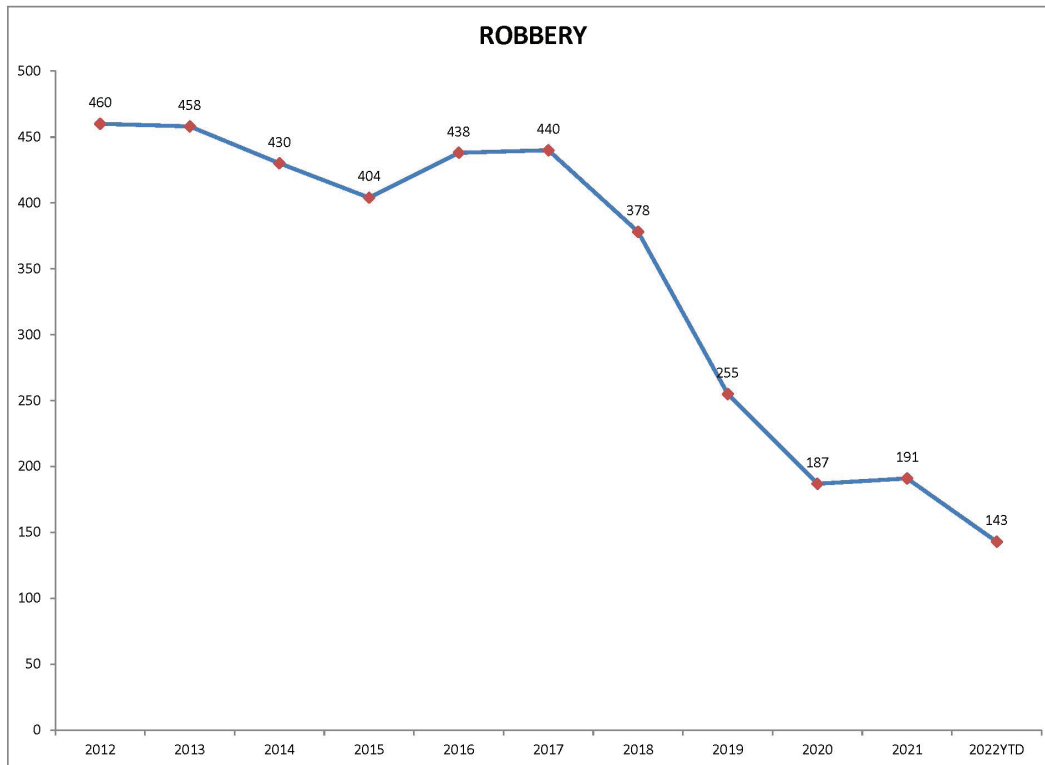
Increase to Population in 2007 due to City Limit and Jurisdiction Change

Census Updated with 2012 Estimates July 2014

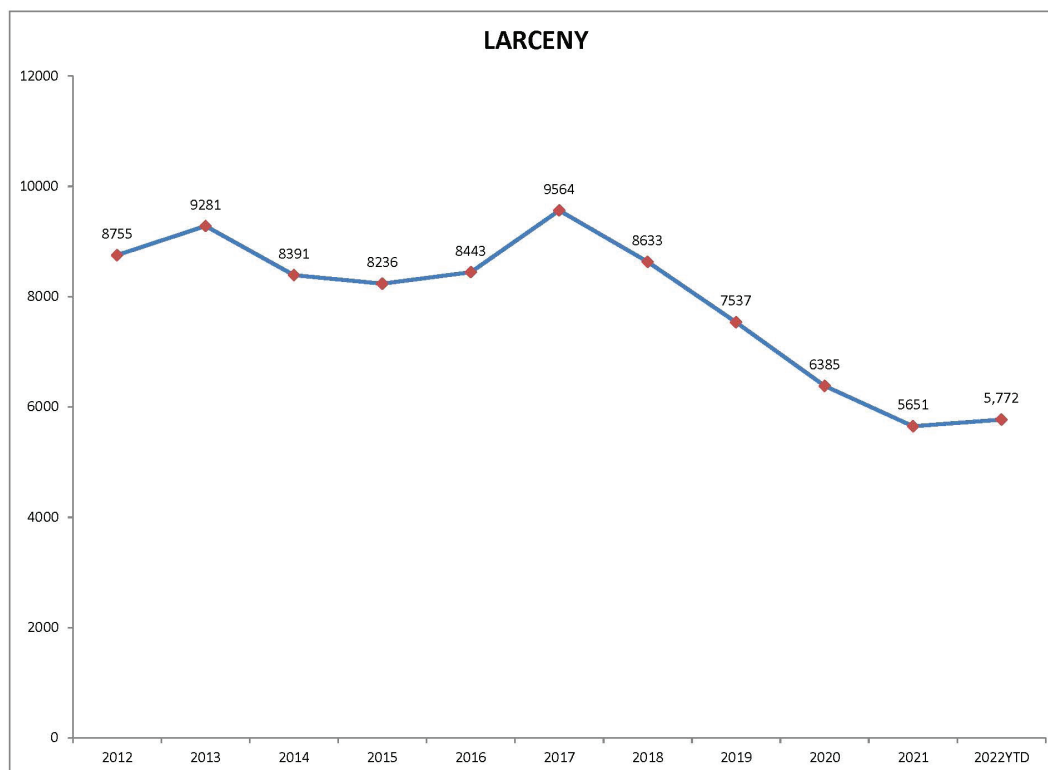
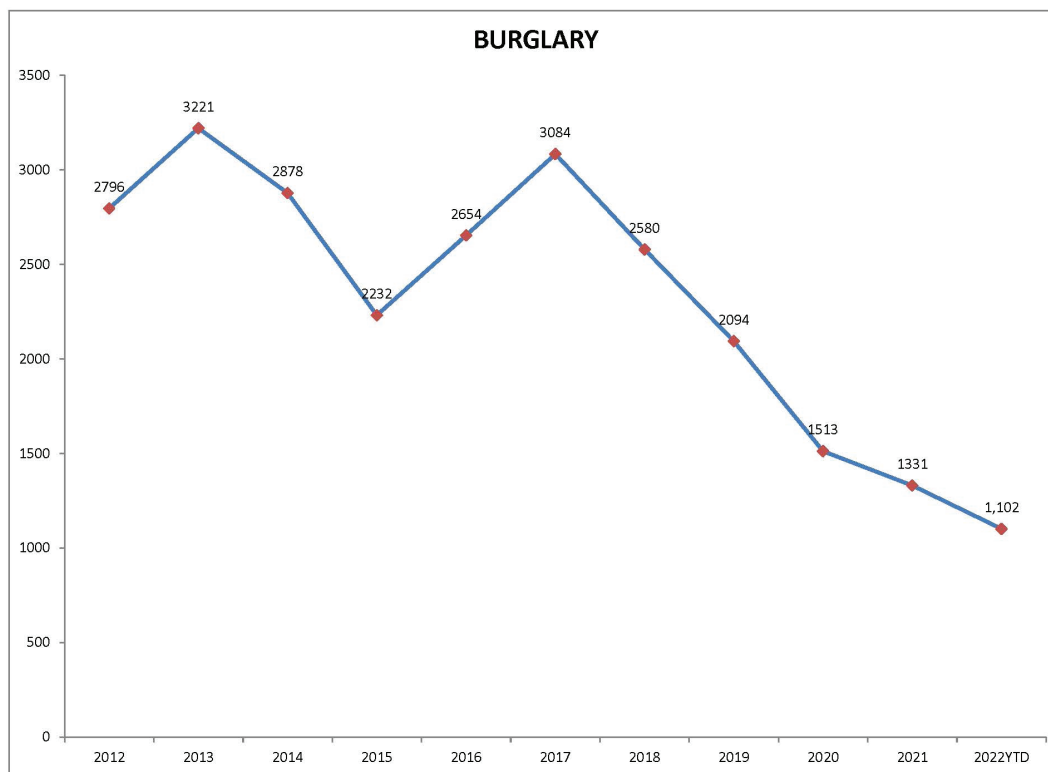
Planning and Research Unit  
Mobile Police Department  
Tyler Software Implemented on May 2016  
4/7/2023

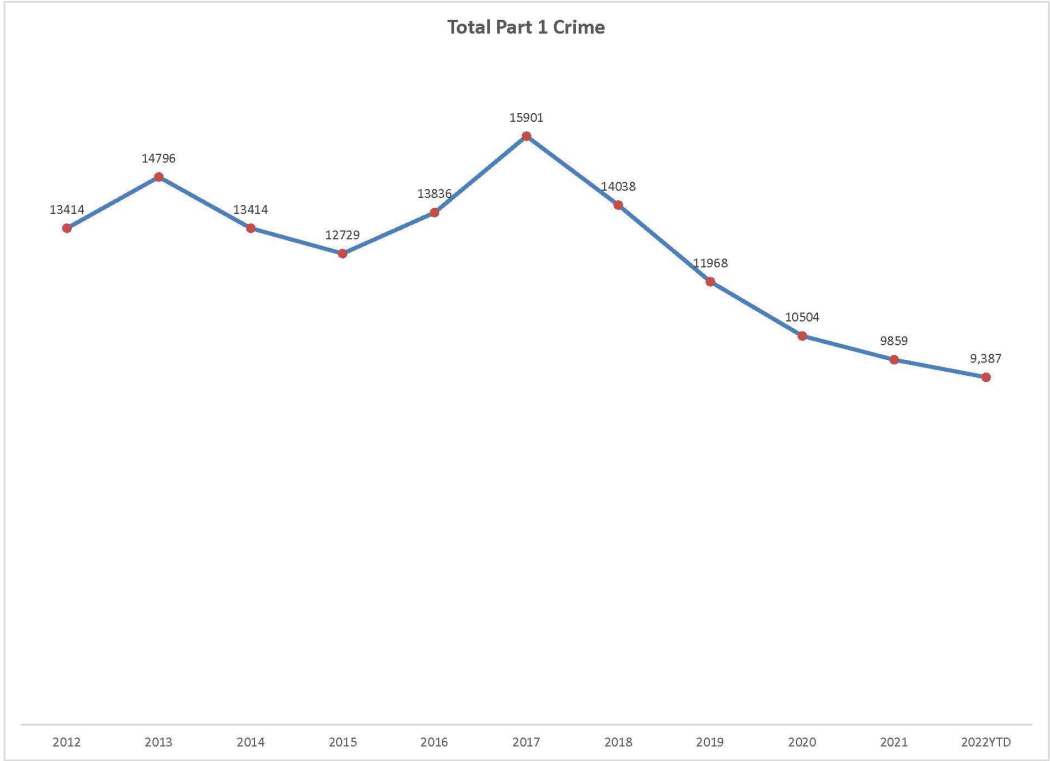
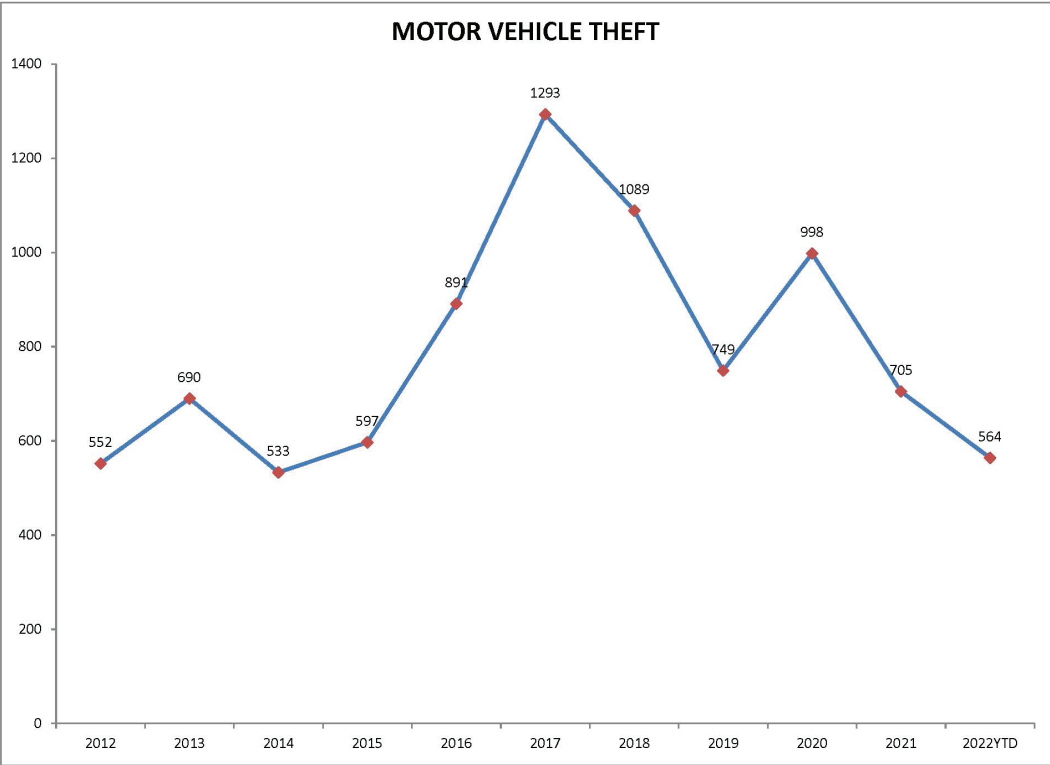






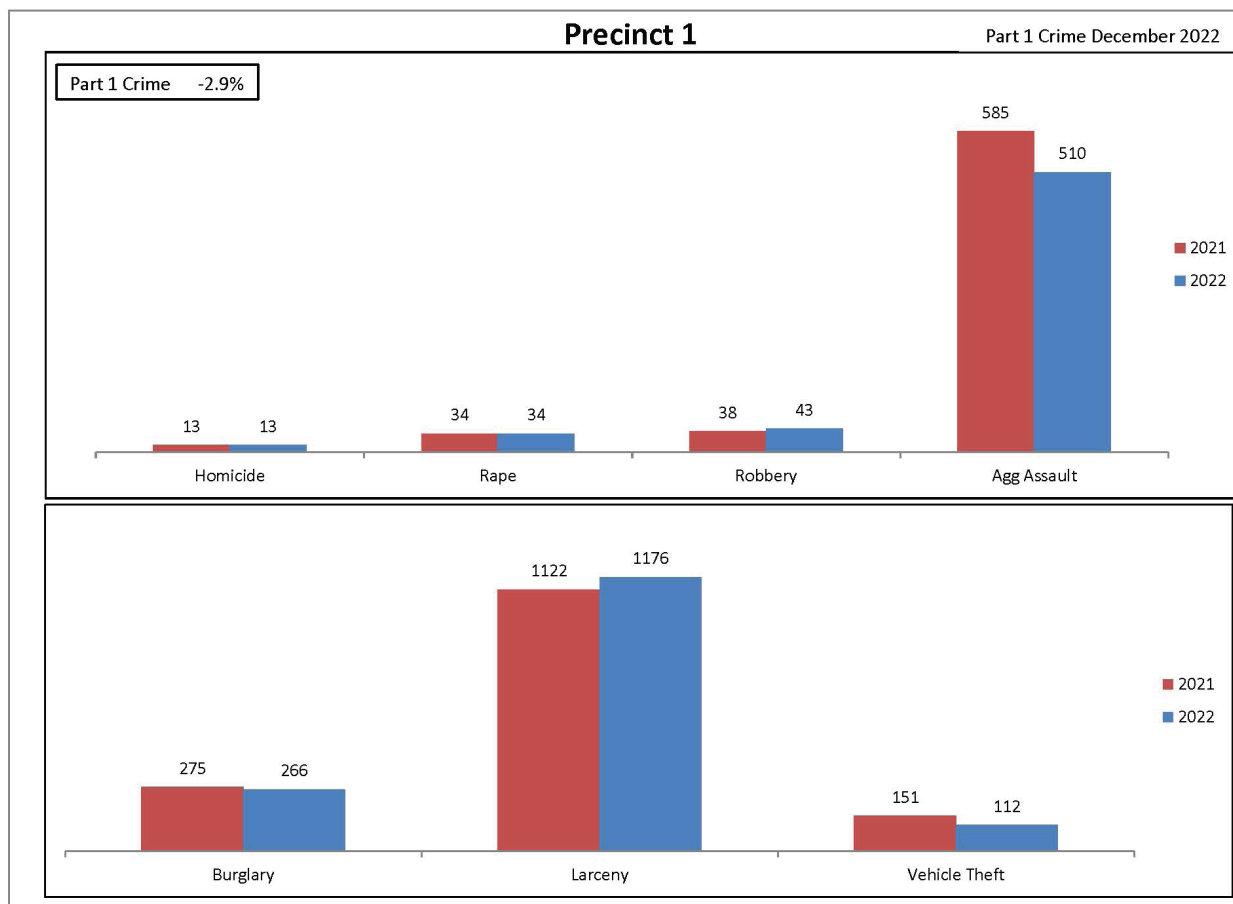








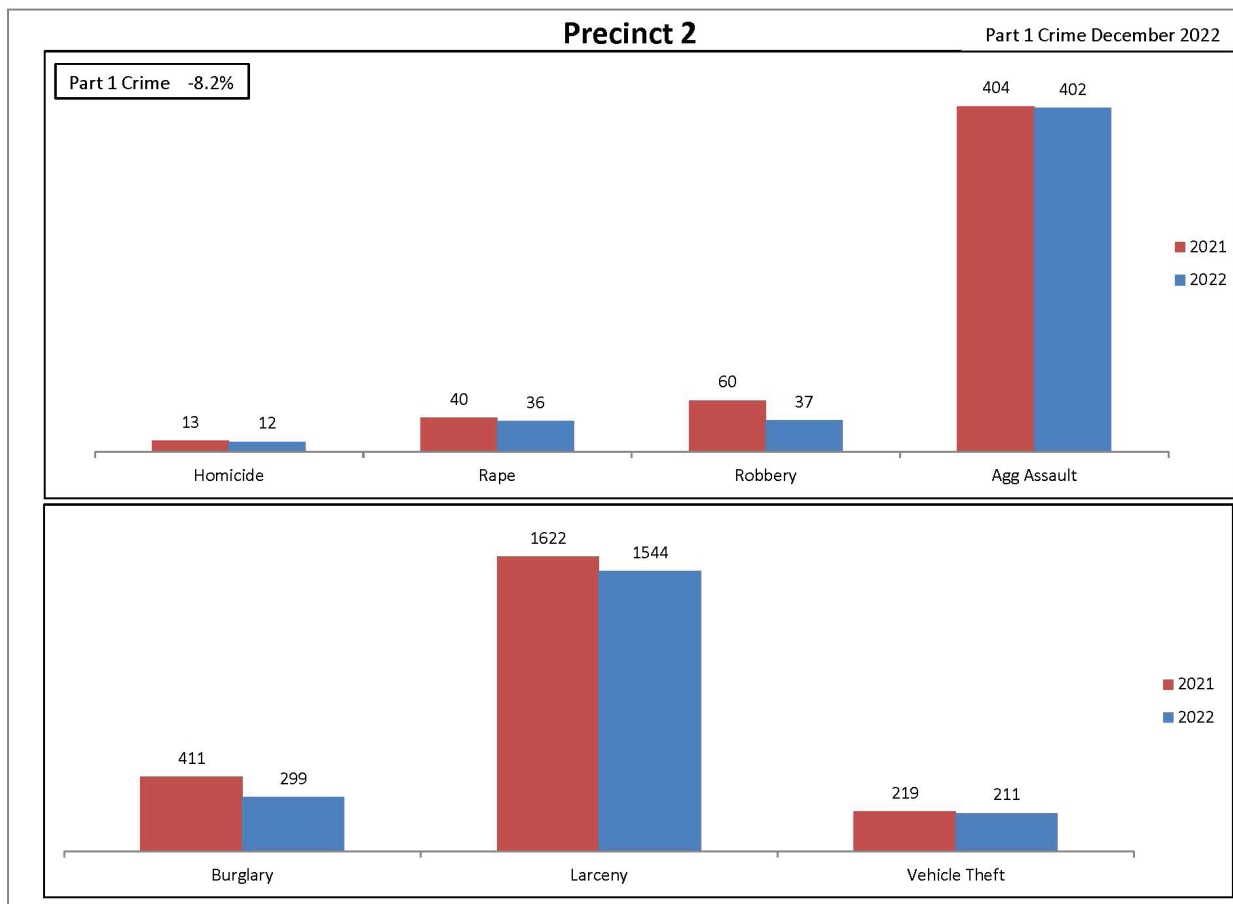
# PRECINCT 1 CRIME DATA



Number of Calls for Service - **38,742**

Overall, Precinct 1 had a **2.9% decrease** in Part I Crimes.

# PRECINCT 2 CRIME DATA

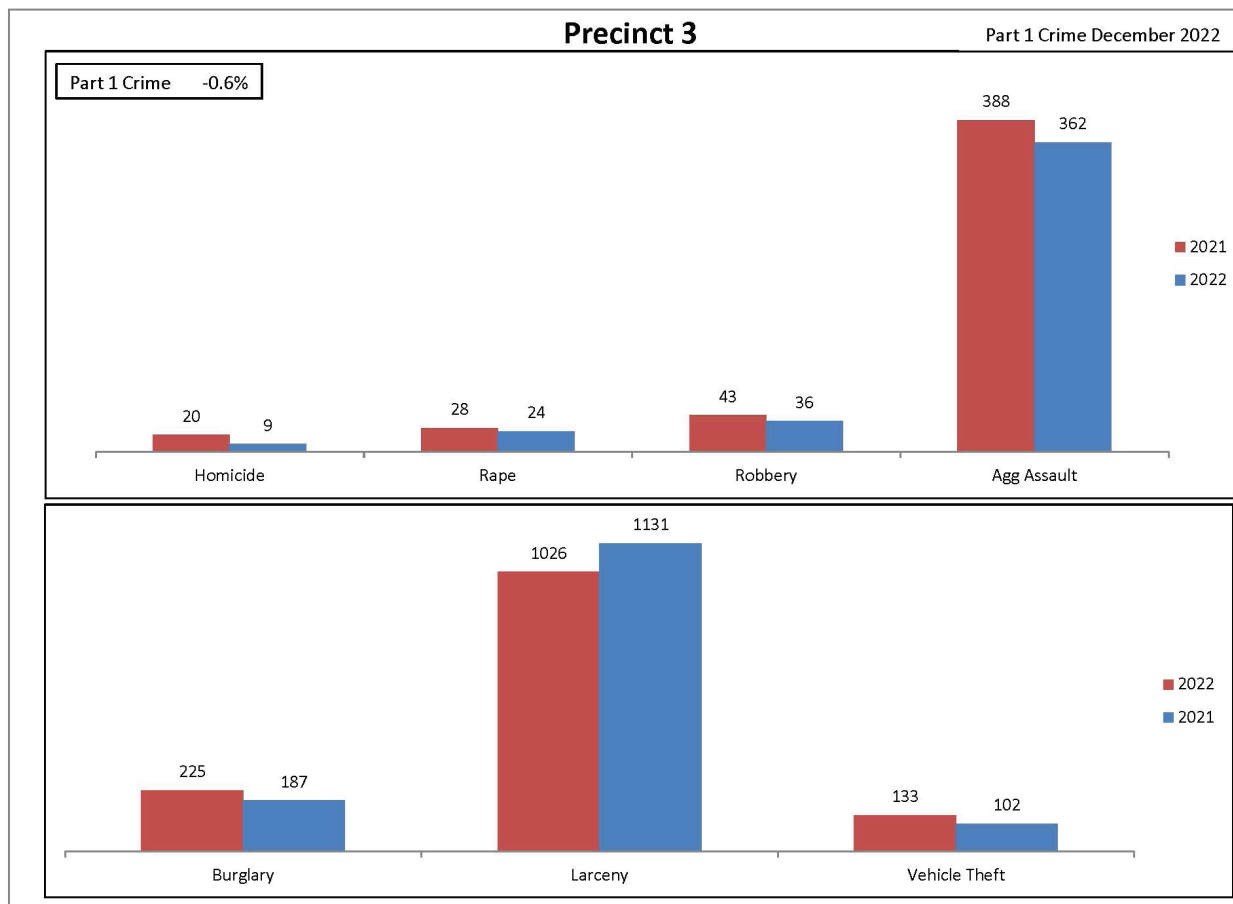


Number of Calls for Service - **41,942**

Overall, Precinct 2 had a **8.2% decrease** in Part I Crimes.



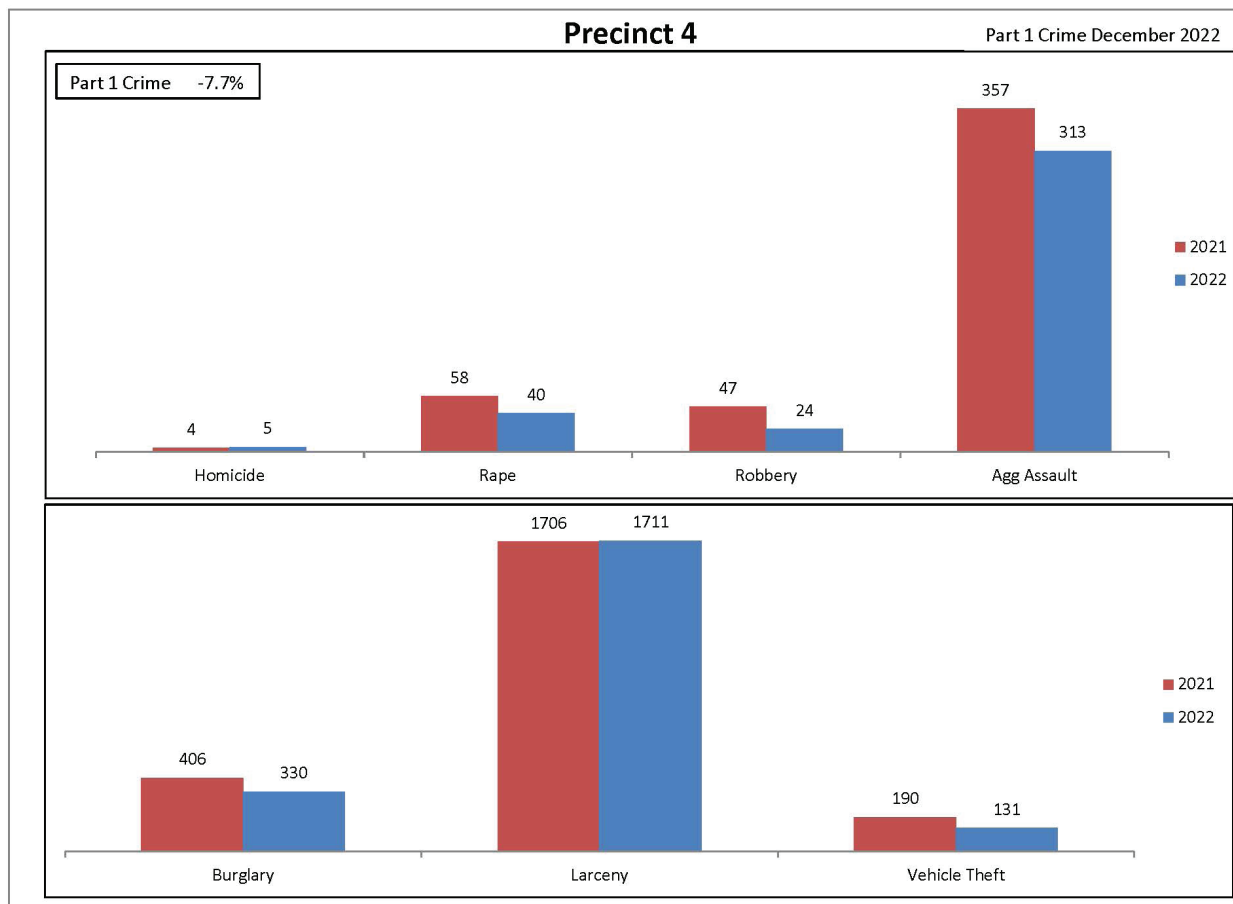
# PRECINCT 3 CRIME DATA



Number of Calls for Service - **35,631**

Overall, Precinct 3 had a **0.6% decrease** in Part I Crimes.

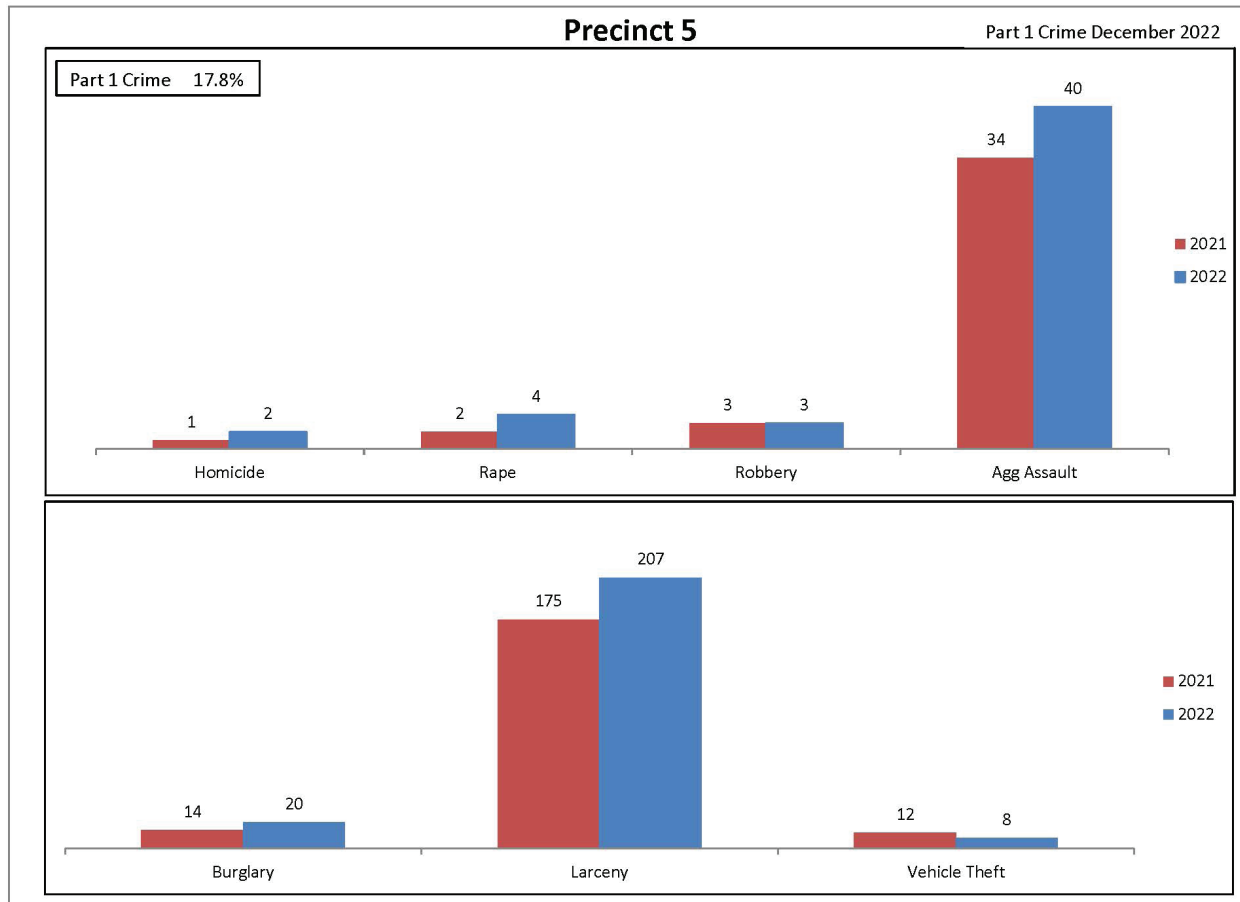
# PRECINCT 4 CRIME DATA



Number of Calls for Service - **46,820**

Overall, Precinct 4 had a **7.7% decrease** in Part I Crimes.

# CENTRAL PRECINCT CRIME DATA



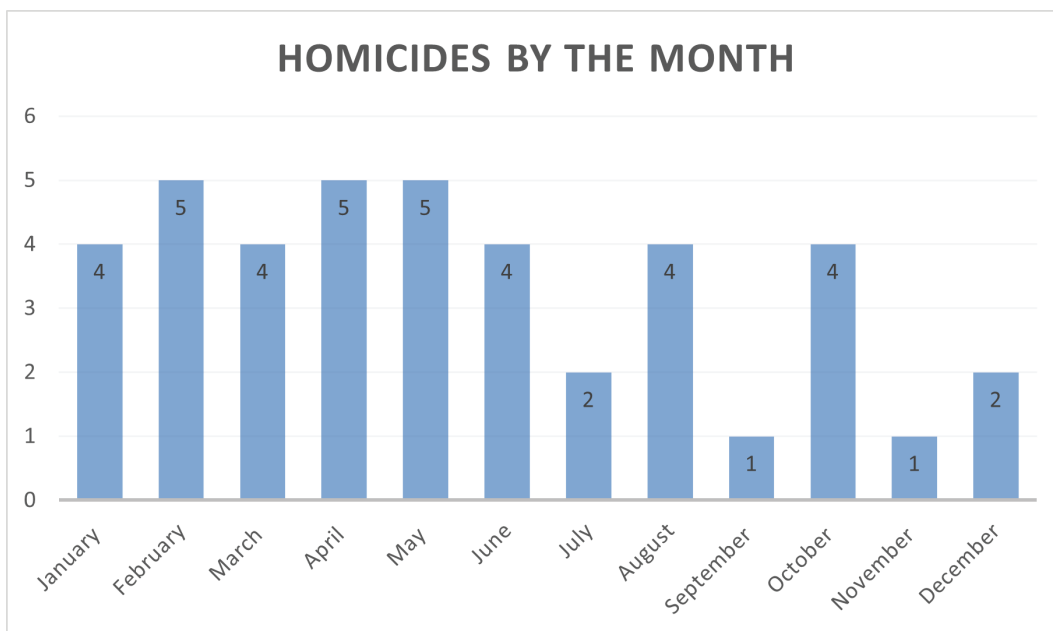
Number of Calls for Service - **9,304**

Overall, Precinct 5 had a **17.8% increase** in Part I Crimes.

# HOMICIDE DATA

## 85.37% CLEARANCE RATE

For 2022, the Mobile Police Department's homicide clearance rate is 85.37%. There were a total of 41 homicide cases with 35 of those being cleared by arrest or exceptionally cleared.



The motive for 14 of the homicides was due to an altercation. Domestic (8), robbery (2) and drugs (4) were other motives. The motive is unknown for 3 of the homicides.

Ten homicides fall into the other category. In these cases, the person was not the intended target or where the suspect shot into a vehicle. One case in this category was a murder-suicide.



## INTERNAL AFFAIRS INVESTIGATIONS

The Internal Affairs Unit conducted a total of 38 investigations involving a total of 51 different members/employees. The investigations included 13 shooting investigations. The dispositions are represented in the following table, which is subdivided by race and gender of the involved officer

### Internal Affairs Investigation Dispositions by Member Race and Gender

Disposition	B/M	B/F	W/M	W/F	A/M	A/F	Total
Proper Conduct	8	1	20	1	0	0	<b>30</b>
Improper Conduct	6	3	5	2	0	0	<b>16</b>
Unfounded	2	0	1	0	0	0	<b>3</b>
Term During Test Period	1	0	0	0	0	0	<b>1</b>
Resigned Under Inv	1	0	3	0	0	0	<b>4</b>
Retired Under Inv	1	0	0	0	0	0	<b>1</b>
Termination	1	1	1	0	0	0	<b>3</b>
Still Under Investigation	0	0	1	0	0	0	<b>1</b>
<b>Totals</b>	<b>20</b>	<b>5</b>	<b>31</b>	<b>3</b>	<b>0</b>	<b>0</b>	<b>59</b>

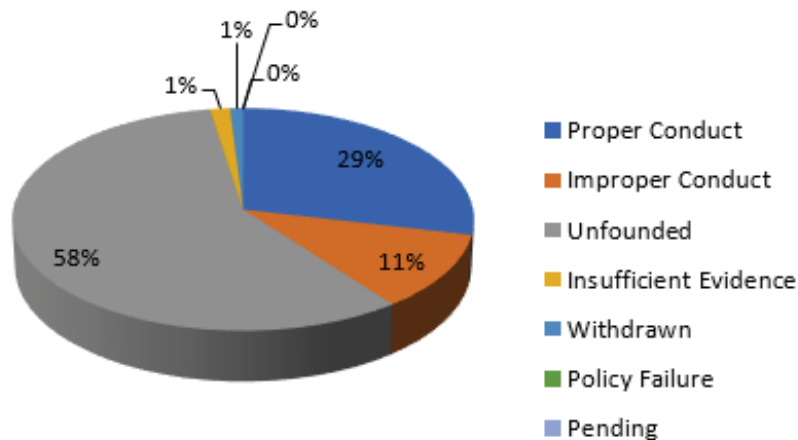
Internal Affairs investigations do not imply that a member or employee was complained on individually. An Internal Affairs investigation may be the result of an external complaint against the department, a subunit of the department or individual officers, or the investigation may be initiated from within the department. An Internal Affairs investigation may include more than one member/employee with differing dispositions.

## INTERNAL AFFAIRS CITIZEN COMPLAINTS

There were 79 citizen complaints filed during 2022, which cited 199 areas of concern. Of the 199 areas of concern cited, 53% were unfounded, 29% were found to be proper conduct by the officers, 10% were found to contain improper conduct, 6% were still pending (under investigation) at the time of this report.

### Disposition of Citizen Complaints 2022

Disposition	Areas of Concern
Proper Conduct	57
Improper Conduct	22
Unfounded	115
Insufficient Evidence	3
Withdrawn	2
Policy Failure	0
Pending	0
<b>Total</b>	<b>199</b>



Citizen complaints received during the year 2022 were categorized into ten areas of concern. Some complaints included more than one area of concern.


### Citizen Complaint Dispositions by Area of Concern 2022

Area	Improper Conduct	Proper Conduct	Withdrawn	Unfounded	Insuf. Evidence	Pending	Policy Failure	Total
<b>Force</b>	3	13	0	24	1	0	0	<b>41</b>
<b>Arrest</b>	0	4	0	2	0	0	0	<b>6</b>
<b>Entry</b>	0	3	0	0	0	0	0	<b>3</b>
<b>Search</b>	0	1	0	0	0	0	0	<b>1</b>
<b>Harassment</b>	0	0	0	6	0	0	0	<b>6</b>
<b>Demeanor</b>	8	10	1	37	2	0	0	<b>58</b>
<b>Procedure</b>	5	15	0	21	0	0	0	<b>41</b>
<b>Service</b>	4	8	1	7	0	0	0	<b>20</b>
<b>Property</b>	2	2	0	7	0	0	0	<b>11</b>
<b>Bias-Based</b>	0	1	0	11	0	0	0	<b>12</b>
<b>Total</b>	<b>22</b>	<b>57</b>	<b>2</b>	<b>115</b>	<b>3</b>	<b>0</b>	<b>0</b>	<b>199</b>

# **POLICE PRECINCTS**



**CAPTAIN**  
**Lee Laffitte**  
Precinct 1



**CAPTAIN**  
**Matthew James**  
Precinct 2



**CAPTAIN**  
**Angela Prine**  
Precinct 3



**CAPTAIN**  
**Billie Rowland**  
Precinct 4



**CAPTAIN**  
**Matthew Garrett**  
Central Precinct

CITY OF MOBILE

# POLICE DEPARTMENT



## ADDRESS

Police Headquarters  
2460 Government Blvd.  
Mobile, AL 36606

## CONTACT US

[www.MobilePD.org](http://www.MobilePD.org)  
251-208-1700

## SUBMIT AN ANONYMOUS TIP

Call or Text: 844-251-0644  
Scan the QR Code

