

CITY OF MOBILE POLICE DEPARTMENT



ANNUAL REPORT 2021

Chief of Police Paul O. Prine



TABLE OF CONTENTS

Chief's Message	3
Command Staff	4
Grants Awarded	5
10-Year Crime Report	6
10-Year Crime Graphs	7
Crime Data by Precinct	11
Homicide Data	16
Internal Affairs Investigations	17
Internal Affairs Citizen Complaints	18
Precincts	19

“Making Mobile the Safest City in America with respect to everyone.”

MESSAGE FROM THE CHIEF OF POLICE



Chief Paul O. Prine

It was apparent that violent crime trended up nationwide in 2021. The City of Mobile has certainly seen its share with a record number of 51 criminal homicides for the year. The city was down overall 6.6% in Part I Crimes. The marked reduction was attributed to the prevention of mostly property crimes such as larceny and burglary cases. Although we gained significantly in the reduction of crime in those areas, we found ourselves up more than 18% in violent crimes.

2021 was a remarkable year as it relates to the uptick in violent crime. The selection of a new police chief, appointment of a new assistant chief, and promotions of half the executive staff coupled with record

attrition numbers made for challenging times regarding our fundamental duties as a police organization, which is primarily prevention, intervention and enforcement.

We have much work to do in reducing our violent crime rate. Getting back to the basics of intelligence-led policing, while leveraging our efforts with cyber technology and our federal partners with the prosecution of recidivists' offenders, will certainly aid us in our efforts. Aniah's Law, pending in the Alabama State Legislation, if ratified will in effect amend the Alabama Constitution and give our judges the ability revoke or deny bonds for those charged with certain violent crimes, or the likelihood of those individuals to reoffend. Keeping that criminal element off the street will certainly have that desired effect of reducing crime in our neighborhoods.

With the implementation of intelligence-led policing, outlined in the 2021 Operations Strategy, along with our efforts in implementing new technology and strategies such as Operation Echo Stop, the Mobile Police Department will be effective in reducing all Part I Crimes. I look forward to serving the citizens of Mobile and together we can create a quality of life that is one of peace and tranquility. But I cannot overstate the need for community engagement and involvement with the police department. Together we are One Mobile.

"Mission First"

COMMAND STAFF



Assistant Chief
William R. Jackson
Chief of Operations



Major William Reed
Field Operations
West Division



Major Melvin Jones
Field Operations
East Division



Major Linda Tims
Investigative
Operations Division




Major Philip McCrary
Support Services
Division

For 2021, the Mobile Police Department was budgeted for 491 sworn officers and 212 civilian employees.

GRANTS AWARDED

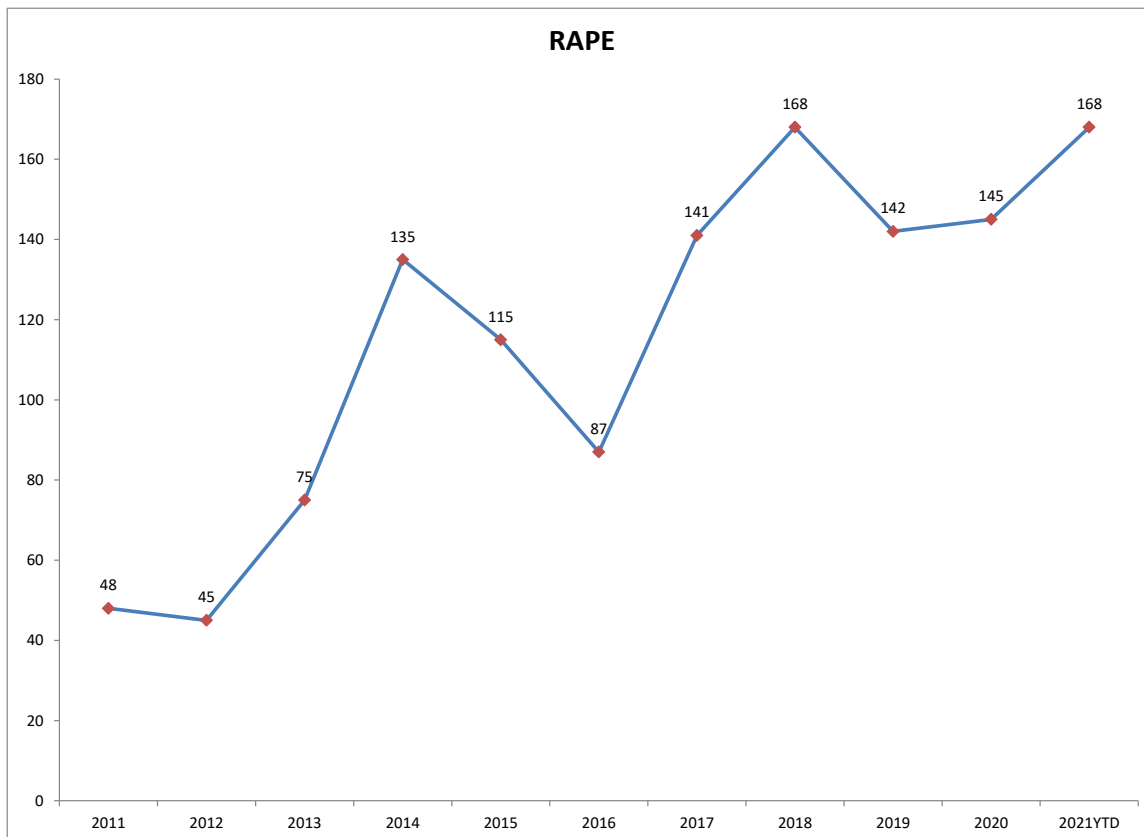
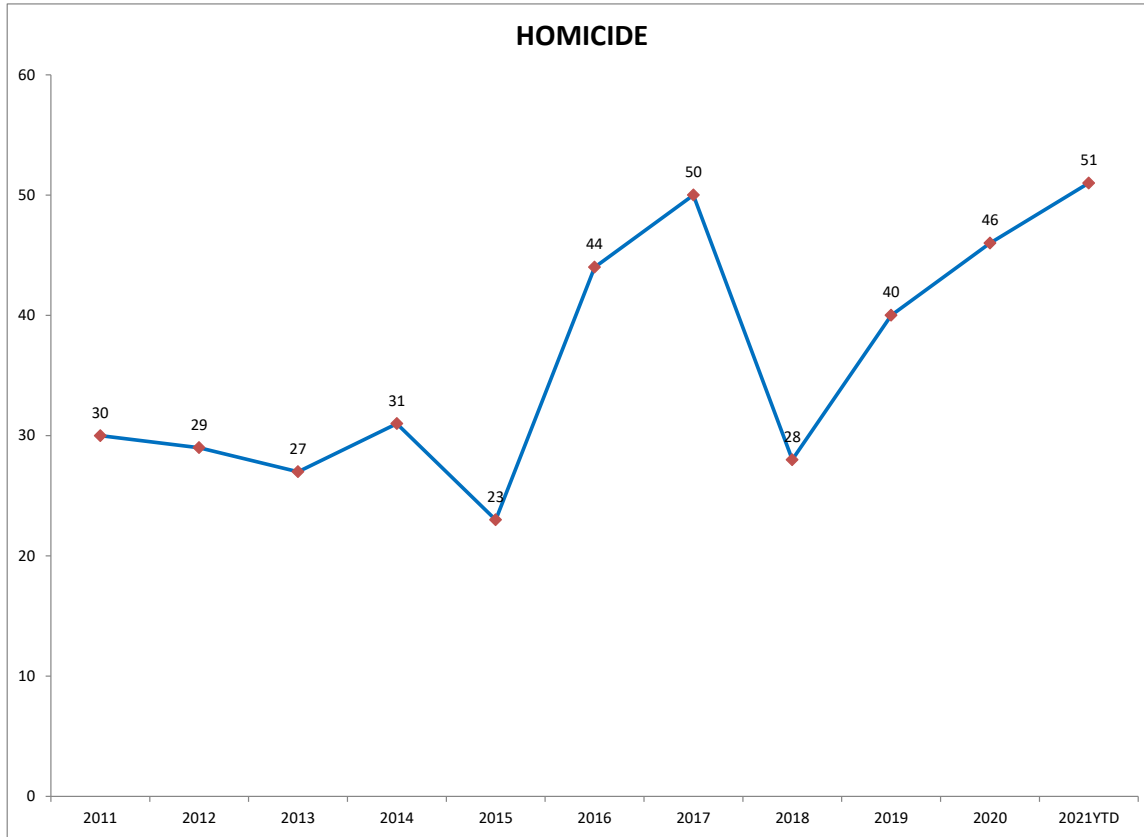
For the 2021 fiscal year, the Mobile Police Department was awarded \$7.5 million in grant funding for 24 separate grant programs and awards. Most of the grants allocations are used to purchase equipment and fund overtime pay for officers, although other grant programs were specifically awarded.

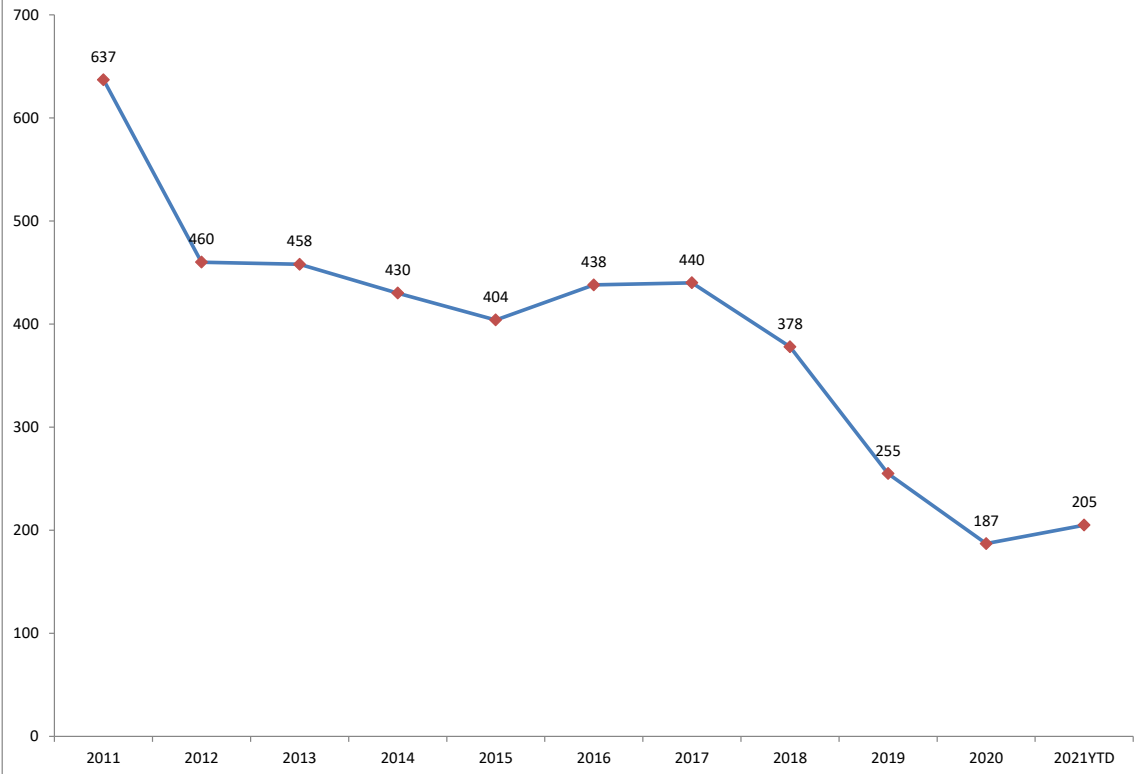
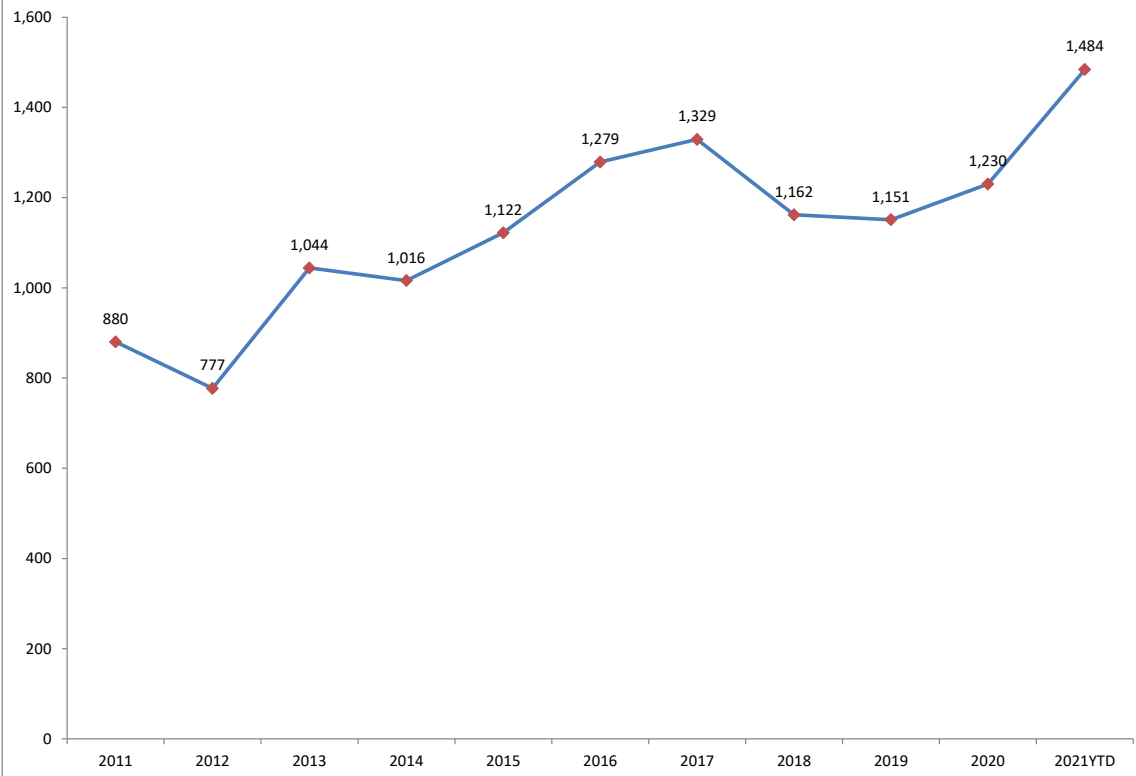
The 2021 grant fiscal year is October 1, 2020 to September 30, 2021.

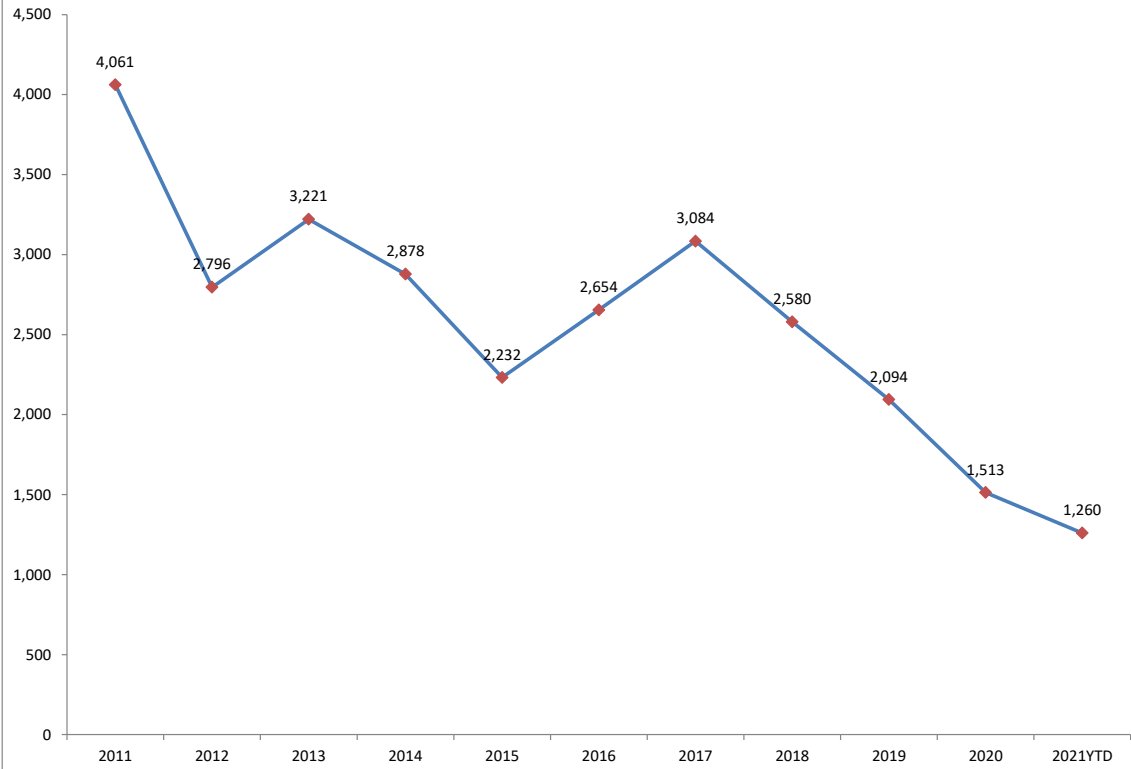
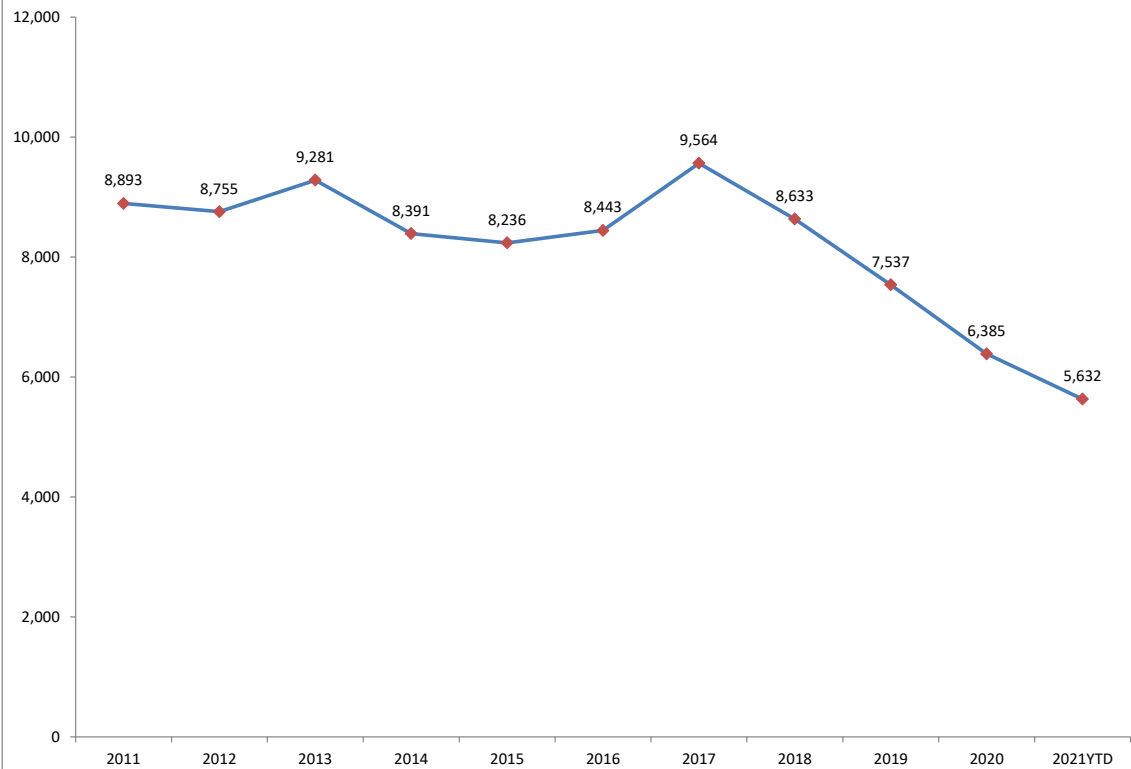
 MOBILE POLICE DEPARTMENT Total Grant Funding for Period 2021	
Last Updated – 01/31/2022	
DOJ Sexual Assault Kit Initiative (SAKI) Grant - 2019	\$ 293,288.00
DHS Port Security Grant - 2020	\$ 986,855.00
DHS Port Security Grant – 2021	\$1,686,281.00
DOJ JAG Grant – 2019	\$ 169,327.00
DOJ JAG Grant - 2020	\$ 155,188.00
DOJ JAG Grant – 2021	\$195,140.00
DHS HSGP EOD Grant #20LET - 2020	\$102,618.32
DOJ COPS Hiring Program Grant – 2020	\$ 1,766,082.00
DOJ Justice and Mental Health Collaboration - 2020	\$ 742,088.00
DOJ Collaborative Crisis Response Training Program – 2021	\$149,921.00
Alabama Department of Public Health Grant	\$5,632.80
Patrick Leahy Bulletproof Vest Partnership Program	\$1,028.78
DHS USSS Electronic Crimes Task Force	\$ 6,000.00
DHS USSS Financial Crimes Task Force	\$ 42,207.15
DOJ BATF Task Force	\$ 8,562.42
DOJ FBI Task Force	\$ 9,797.00
DOJ USMS Task Force	\$ 14,000.00
DOJ DEA Task Force	\$ 27,580.00
OCDETF – HSI	\$47,450.95
HOTSPOT DUI Traffic Grant - 2021	\$ 13,044.52
STEP Traffic Grant - 2021	\$ 110,144.90
Click It or Ticket Traffic Grant - 2021	\$ 7,840.08
SW ALA Partnership for Training (SWAPTE) - 2021	\$ 50,535.84
Gun Violence – ARPA Funding	\$878,660.12
TOTAL GRANT FUNDING AWARDED	7,469,272.88

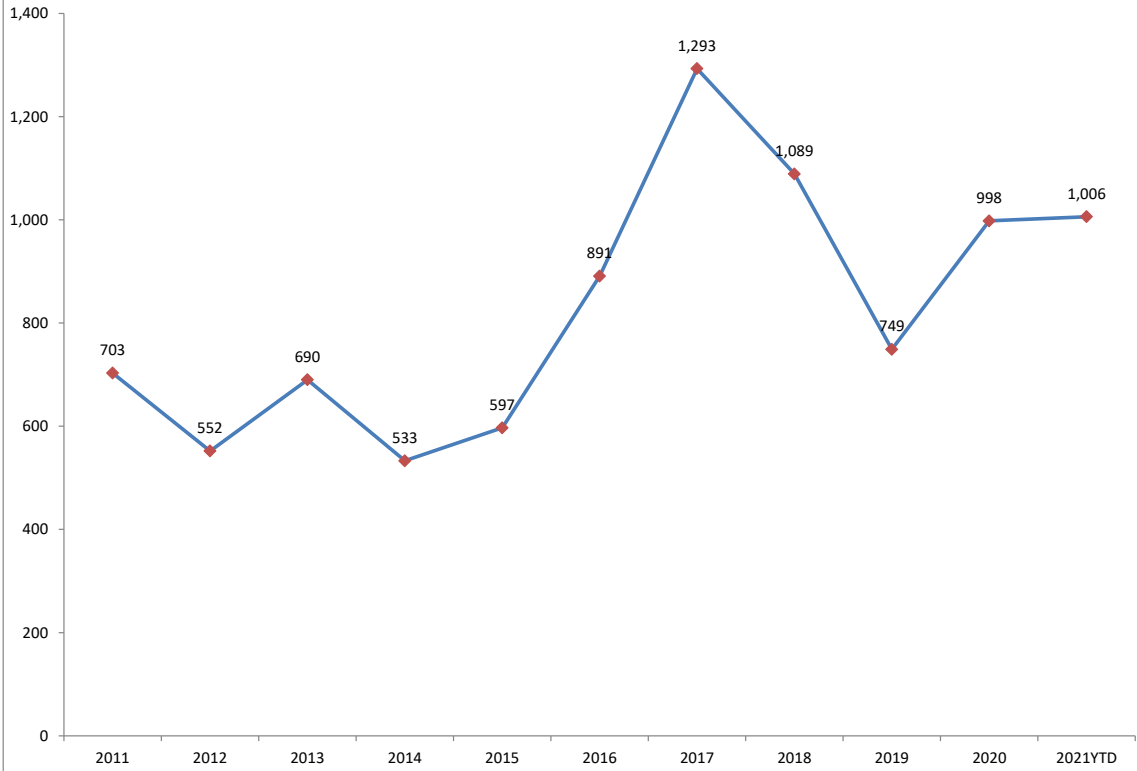
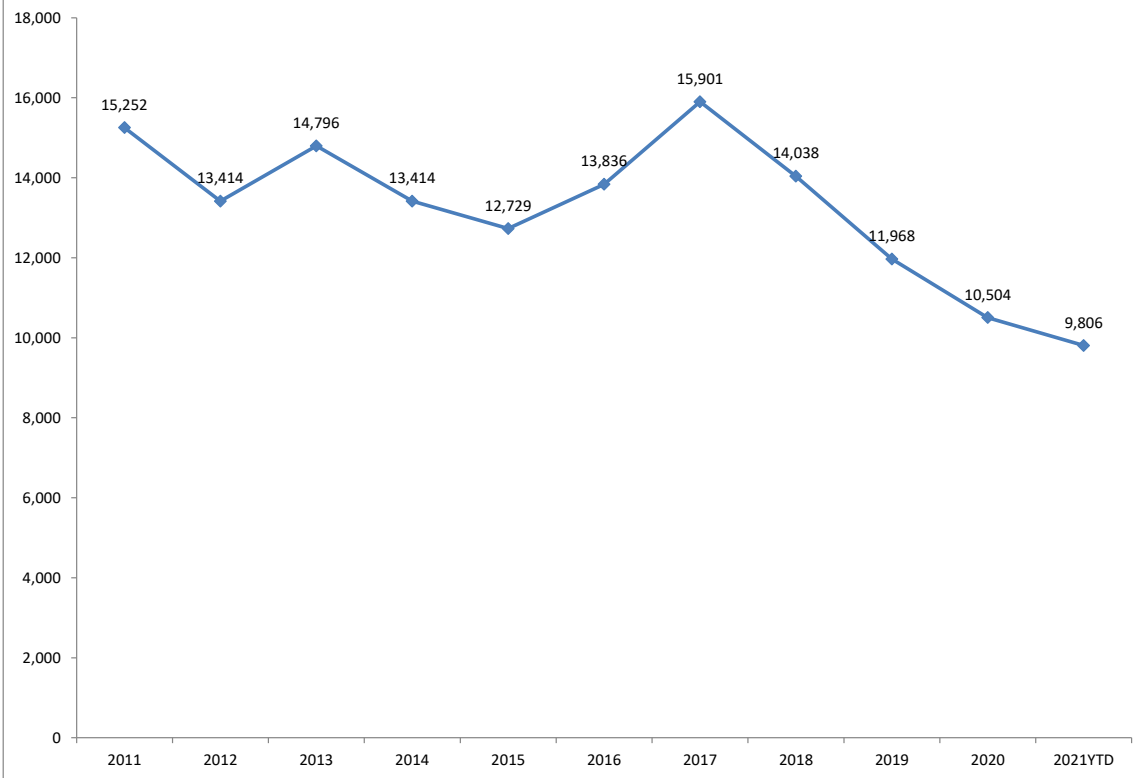
10-YEAR CRIME REPORT

	2011	2012	2013	2014	2015	2016	2017	2018	2019	2020	2020	2021YTD	% + OR -
HOMICIDE	30	29	27	31	23	44	50	28	40	46	46	51	10.9%
RAPE	48	45	75	135	115	87	141	168	142	145	145	168	15.9%
ROBBERY	637	460	458	430	404	438	440	378	255	187	187	205	9.6%
AGGRAVATED ASSAULT	880	777	1,044	1,016	1,122	1,279	1,329	1,162	1,151	1,230	1,230	1,484	20.7%
BURGLARY	4,061	2,796	3,221	2,878	2,232	2,654	3,084	2,580	2,094	1,513	1,513	1,260	-16.7%
LARCENY	8,893	8,755	9,281	8,391	8,236	8,443	9,564	8,633	7,537	6,385	6,385	5,632	-11.8%
MOTOR VEHICLE THEFT	703	552	690	533	597	891	1,293	1,089	749	998	998	1,006	0.8%
TOTAL CRIME	15,252	13,414	14,796	13,414	12,729	13,836	15,901	14,038	11,968	10,504	10,504	9,806	-6.6%
PERCENT + OR -	-4.0%	-12.1%	10.3%	-9.3%	-5.1%	8.7%	14.9%	-11.7%	-14.7%	-12.2%		-6.6%	
Population	263,016	263,016	263,016	263,016	269,406	269,406	269,406	269,406	269,406	269,406		269,406	
											2020	2021	
Part I Crimes per 1000 population	58.0	51.0	56.3	51.0	47.2	51.4	59.0	52.1	44.4	39.0	39.0	36.4	
Violent crimes per 1000 population	6.1	5.0	6.1	6.1	6.2	6.9	7.3	6.4	5.9	6.0	6.0	7.1	
Population furnished by South Alabama Regional Planning Commission.								Violent Crime			2020	2021	18.7%
Population and crime totals include the jurisdiction.											1,608	1,908	
Increase to Population in 2007 due to City Limit and Jurisdiction Change													
Census Updated with 2012 Estimates July 2014													

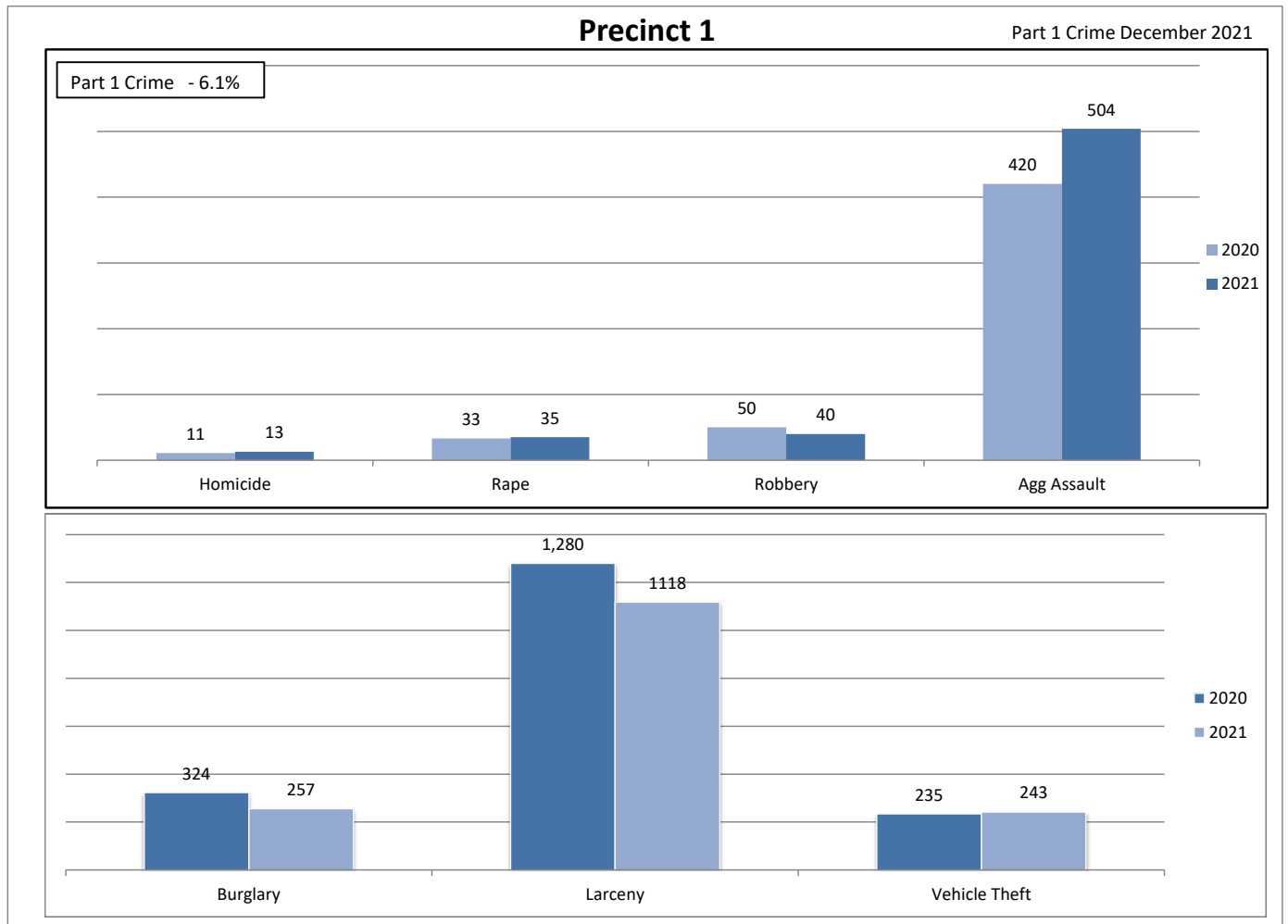


ROBBERY**AGGRAVATED ASSAULT**

BURGLARY**LARCENY**

MOTOR VEHICLE THEFT**Total Part 1 Crime**

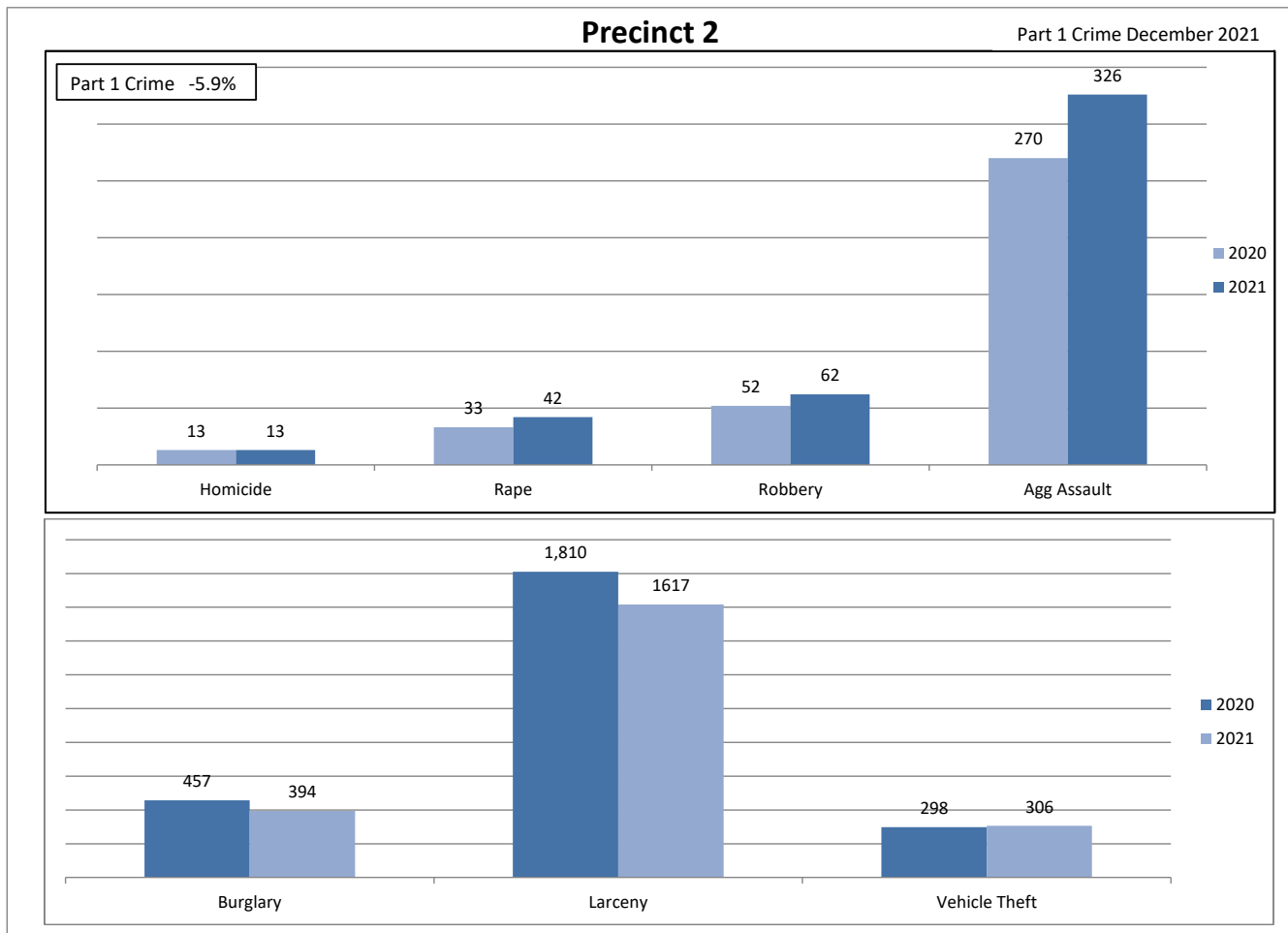
PRECINCT 1 CRIME DATA



- Number of Calls for Service in 2021 - 39,670
- Number of Calls for Service in 2020 - 41,103

Overall, Precinct 1 had a **6.1% decrease** in Part I Crimes.

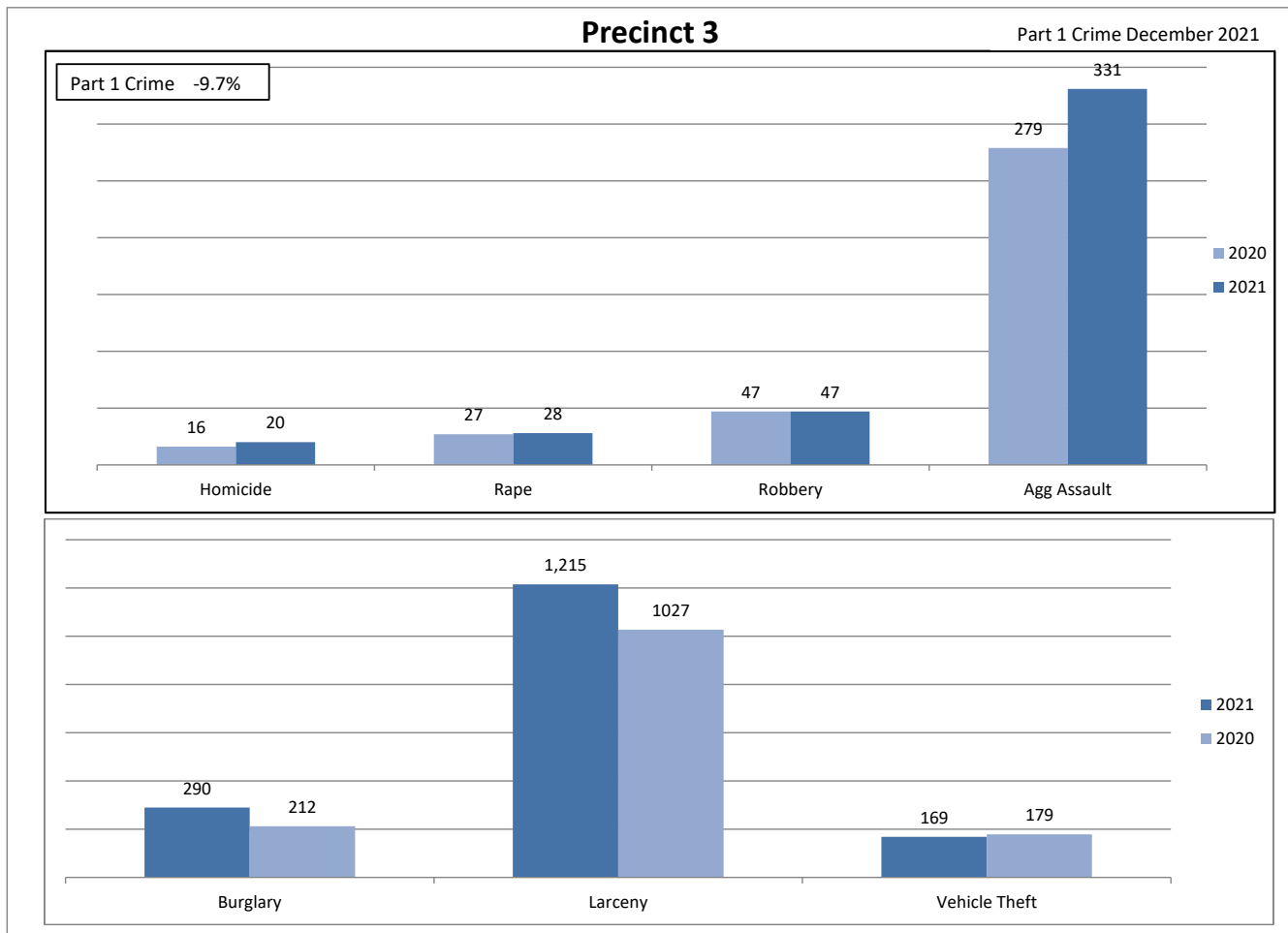
PRECINCT 2 CRIME DATA



- Number of Calls for Service in 2021 - 45,363
- Number of Calls for Service in 2020 - 46,292

Overall, Precinct 2 had a **5.9% decrease** in Part I Crimes.

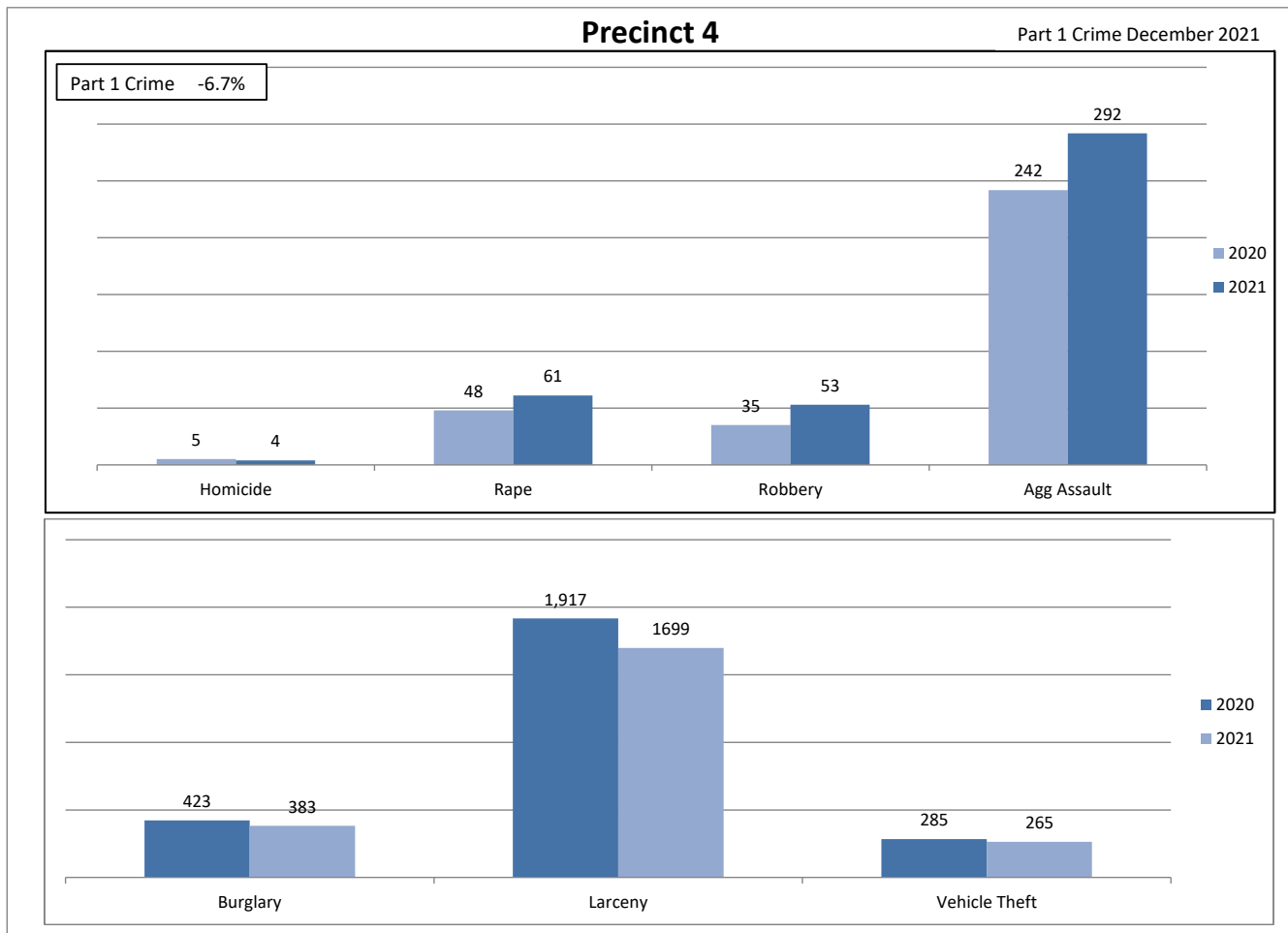
PRECINCT 3 CRIME DATA



- Number of Calls for Service in 2021 - 37,265
- Number of Calls for Service in 2020 - 37,972

Overall, Precinct 3 had a **9.7% decrease** in Part I Crimes.

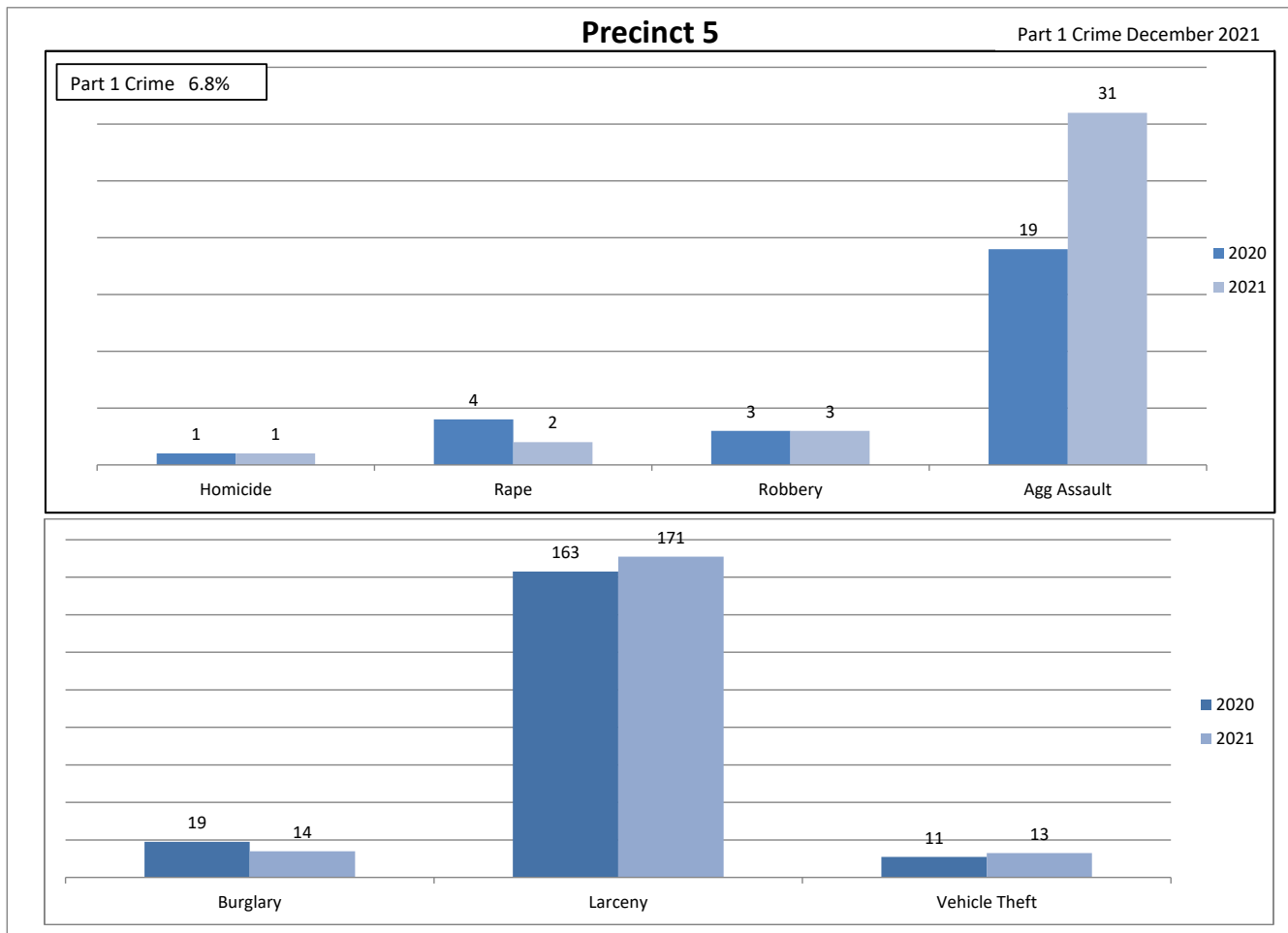
PRECINCT 4 CRIME DATA



- Number of Calls for Service in 2021 - 46,885
- Number of Calls for Service in 2020 - 51,029

Overall, Precinct 3 had a **6.7% decrease** in Part I Crimes.

CENTRAL PRECINCT CRIME DATA



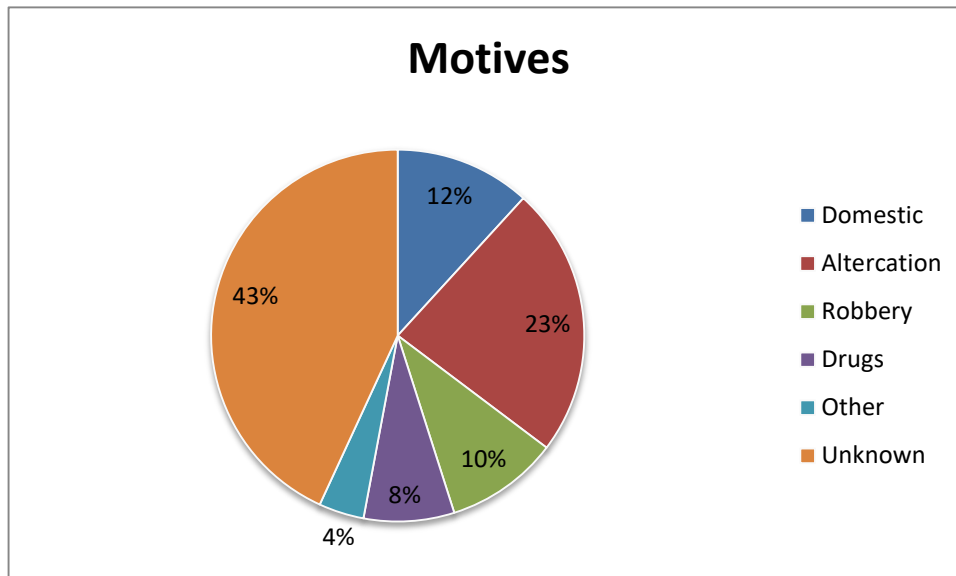
- Number of Calls for Service in 2021 - 10,324
- Number of Calls for Service in 2020 - 9,358

Overall, Precinct 3 had a **6.8% increase** in Part I Crimes.

HOMICIDE DATA

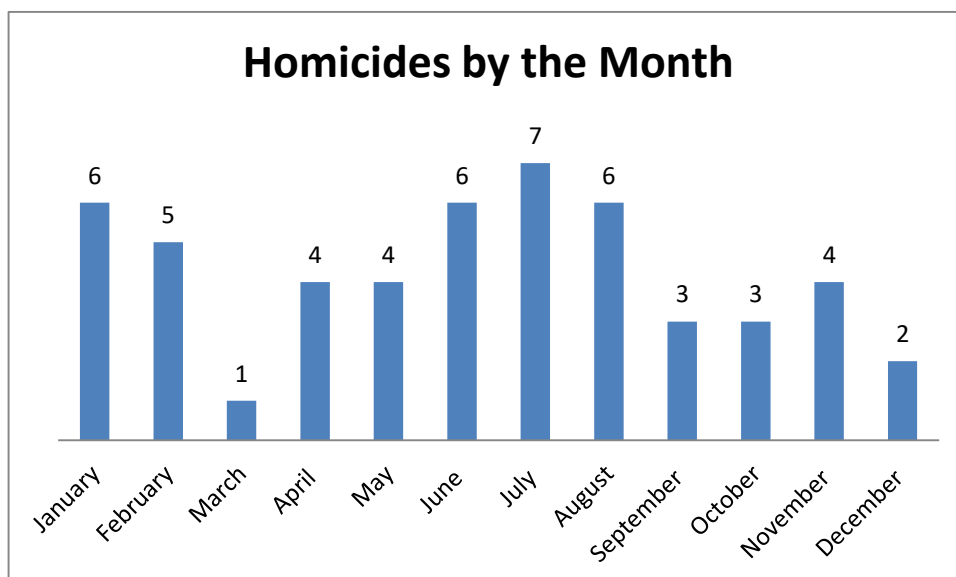
86.27% Clearance Rate

For 2021, the Mobile Police Department's homicide clearance rate is 86.27%. There were a total of 51 homicide cases with 44 of those being cleared.



The motive for 12 or (23%) of the homicides was due to an altercation. Domestic (6), robbery (5) and drugs (4) were other motives. The motive is unknown for 22 of the homicides.

Two homicides fall into the other category. One was a situation where the wrong person was shot and not the intended target. The other case involved a burglary.



INTERNAL AFFAIRS INVESTIGATIONS

The Internal Affairs Unit conducted a total of 28 investigations involving a total of 37 members/employees. The investigations included two shooting investigations. The dispositions are represented in the following table.

Internal Affairs Investigation Dispositions by Member Gender and Race

Disposition	B/M	B/F	W/M	W/F	A/M	A/F	Total
Proper Conduct	5	1	6	0	0	1	13
Improper Conduct	1	0	5	1	1	0	8
Unfounded	2	0	4	0	0	0	6
Term During Test Period	2	0	1	0	0	0	3
Resigned Under Inv	2	1	1	0	0	0	4
Retired Under Inv	0	1	0	0	0	0	1
Termination	2	0	0	0	0	0	2
Still Under Investigation	0	0	0	0	0	0	0
Totals	14	3	17	1	1	1	37

Internal Affairs investigations do not imply that a member or employee was complained on individually. The complaint may be against the department or a sub unit of the department. An Internal Affairs investigation may include more than one member/employee with differing dispositions for each employee.

INTERNAL AFFAIRS INVESTIGATIONS

Citizen Complaints

There were 100 citizen complaints filed during 2021, which cited 225 areas of concern. Of the 225 areas of concern cited, 61% were unfounded, 17% were found to contain proper conduct by the officers, 19% were found to contain improper conduct, 1% was found to be policy failures, 1% had insufficient evidence, and 1% was withdrawn by the complainant.

Disposition of Citizen Complaints 2021

Areas of Concern	# of Dispositions
Proper Conduct	38
Improper Conduct	42
Unfounded	138
Insufficient Evidence	3
Withdrawn	2
Policy Failure	2
Total	225

Citizen complaints received during the year 2021 were categorized into 10 areas of concern. Some complaints included more than one area of concern.

Citizen Complaint Dispositions by Area of Concern 2021

Area	Improper Conduct	Proper Conduct	Withdrawn	Unfounded	Insuf. Evidence	Policy Failure	Total
Force	0	12	0	17	0	0	29
Arrest	0	8	0	7	1	0	16
Entry	0	0	0	0	0	0	0
Search	3	0	0	7	0	0	10
Harassment	1	0	0	10	1	1	13
Demeanor	17	3	0	42	0	0	62
Procedure	15	12	0	27	0	1	55
Service	2	3	2	19	0	0	26
Property	4	0	0	6	1	0	11
Biased Based	0	0	0	3	0	0	3
Total	42	38	2	138	3	2	225

POLICE PRECINCTS

Precinct 1

850 Virginia Street



Captain Lee Laffitte

Precinct 2

5441 Highway 90



Captain Kevin Rodgers

Precinct 3

2165 St. Stephens Road



Captain Angela Prine

Precinct 4

8080 Airport Blvd.



Captain Billie Rowland

Central Precinct

55 North Water Street



Captain Matthew Garrett

POLICE HEADQUARTERS

2460 Government Blvd.
Mobile, AL 36606

Website: mobilepd.org
Phone: 251-208-1700