



CITY OF MOBILE

POLICE DEPARTMENT

CRIME STATISTICS 2025

CHIEF OF POLICE WILLIAM R. JACKSON



TABLE OF CONTENTS

1. CHIEF'S MESSAGE
2. CHIEFS
3. COMMAND STAFF
4. CAPTAINS
5. GRANTS AWARDED
6. 10-YEAR CRIME REPORT
7. HOMICIDE/SEX OFFENSES 10-YEAR CRIME GRAPH
8. ROBBERY/AGGRAVATED ASSAULT 10-YEAR CRIME GRAPH
9. BURGLARY/LARCENY 10-YEAR CRIME GRAPH
10. MOTOR VEHICLE THEFT 10-YEAR CRIME GRAPH
11. PRECINCT 1 CRIME DATA
12. PRECINCT 2 CRIME DATA
13. PRECINCT 3 CRIME DATA
14. PRECINCT 4 CRIME DATA
15. PRECINCT 5 (CENTRAL) CRIME DATA
16. HOMICIDE DATA
17. INTERNAL AFFAIRS INVESTIGATIONS
18. CITIZENS COMPLAINTS INVESTIGATIONS
19. STAFFING TOTALS

A MESSAGE FROM THE CHIEF OF POLICE



Chief William R. Jackson

“Thank you for reviewing the Mobile Police Department’s Annual Crime and Statistics Report. The members of the Mobile Police Department worked tremendously hard during 2025 to continue to keep overall crime down and reduce Part 1 Crimes by -11% in 2025 compared to an already great year in 2024.

In 2025, there were a total of 32 criminal homicides. That is a decrease of 6 from 2024, or a reduction of -16%. In addition to the reductions in criminal homicides, we also experienced a reduction of -32% in sex offenses cases, -11% in robbery cases, -11% in aggravated assault cases, -7% in burglary cases and -13% in larceny/theft cases. These reductions are equivalent to a reduction of -11% in total overall crime and -12% in violent crime.

There was a reported increase of +1% in motor vehicle thefts in 2025. This was primarily attributed to a nationwide vehicle theft trend popularized on a social media platform that targeted two specific types of vehicle manufacturers. It is estimated that the vehicles stolen related to this trend accounted for just over 11% of the total number of vehicles that were reported stolen in 2025.

When reviewing the 10-year comparison (2016-2025) it shows a steady reduction in Part 1 Crimes over the last eight years. We are pleased to report that in 2025; Part 1 Crimes were down -52% compared to ten years ago. This trend began primarily in 2018 and has continued to trend downward significantly since then. We believe the offender-based approach to crime fighting, our advancements in the fields of intelligence and technology, coupled with the involvement from our community and its’ leaders, continue to be the main attributes to the successes we continue to achieve.

As stated in last year’s annual report, we are extremely proud of our success and overall reduction of crime, but we also acknowledge that our work continues every day to see these successes as we press forward to make the City of Mobile the Safest City in America, with Respect for Everyone.”

- Chief William R. Jackson

CHIEFS



William R. Jackson
Chief of Police



Melvin Jones
Deputy Chief of Operations



Matthew Garrett
Deputy Chief of Administration


COMMAND STAFF



Major Linda Tims
Investigative Operations Division



Major William Reed
Administrative Support Services Division



Major Phillip McCrary
Field Operations West Division



Major Jonathan Lee
Field Operations East Division

CAPTAINS



Captain Leron Lewis
1st Precinct



Captain Ted Johnson
2nd Precinct



Captain Angela Prine
3rd Precinct




Captain Billie Rowland
4th Precinct




Captain Stan Ladnier
Central Precinct



Captain Bagsby
Criminal Investigations



Capitain James Cunningham
Special Operations Section



Captain Matthew James
Special Investigations



Captain Lee Laffite
Tactical Intelligence



Captain Rodney Greeley
Administrative Services Section



Captain Kevin Rodgers
Support Services Section



Director Jason Smith
Gulf Coast Technology Center

MOBILE POLICE DEPARTMENT GRANT FUNDING FOR PERIOD 2025

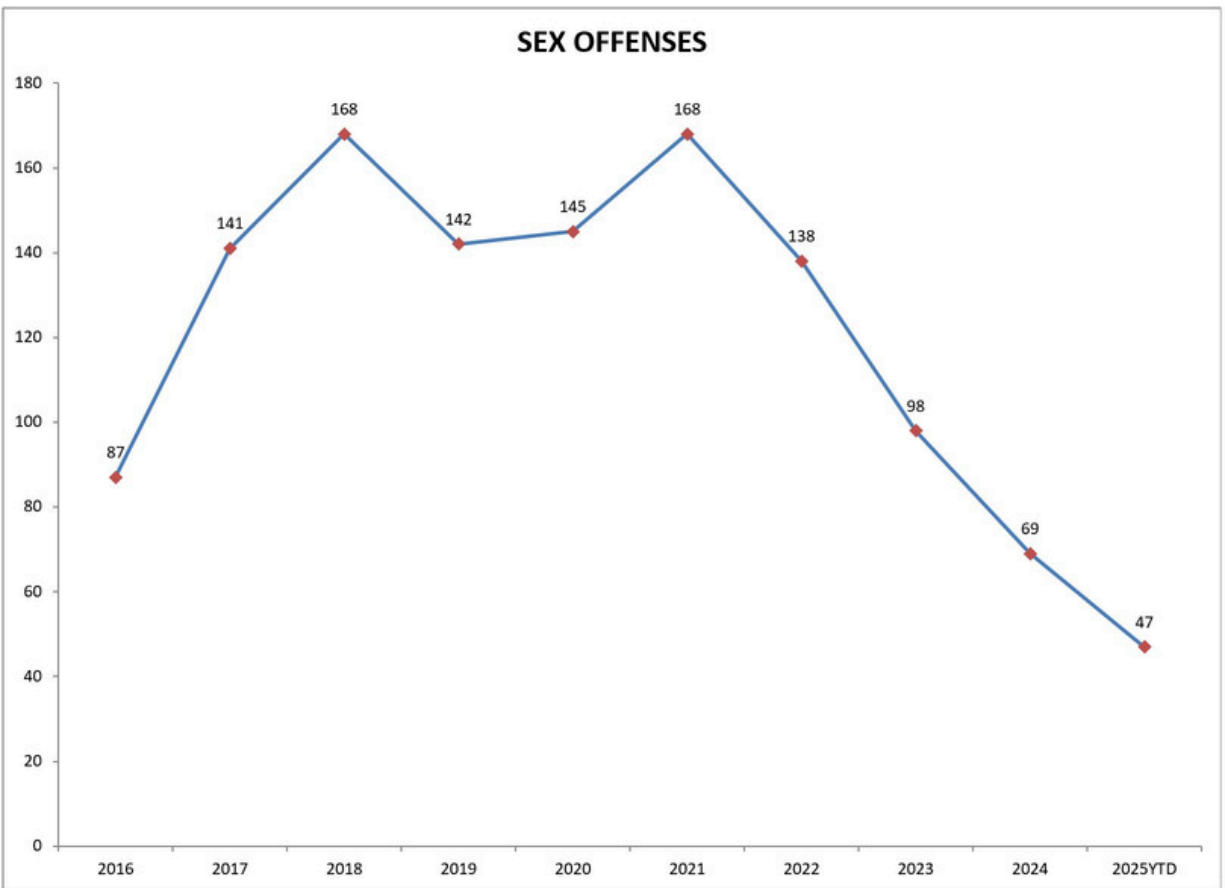
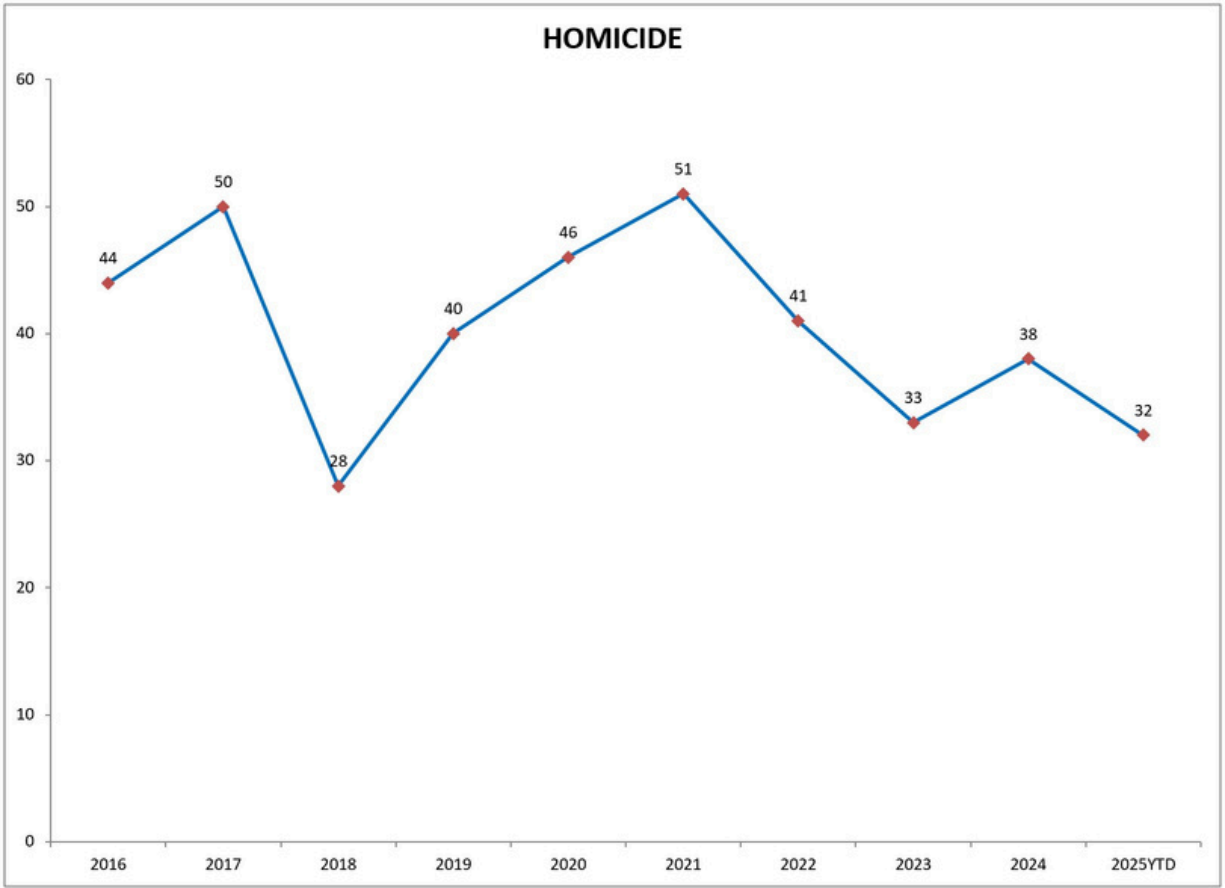
For the 2025 fiscal year, the Mobile Police Department was awarded \$2,250,416 million in grant funding for various grant programs and awards.

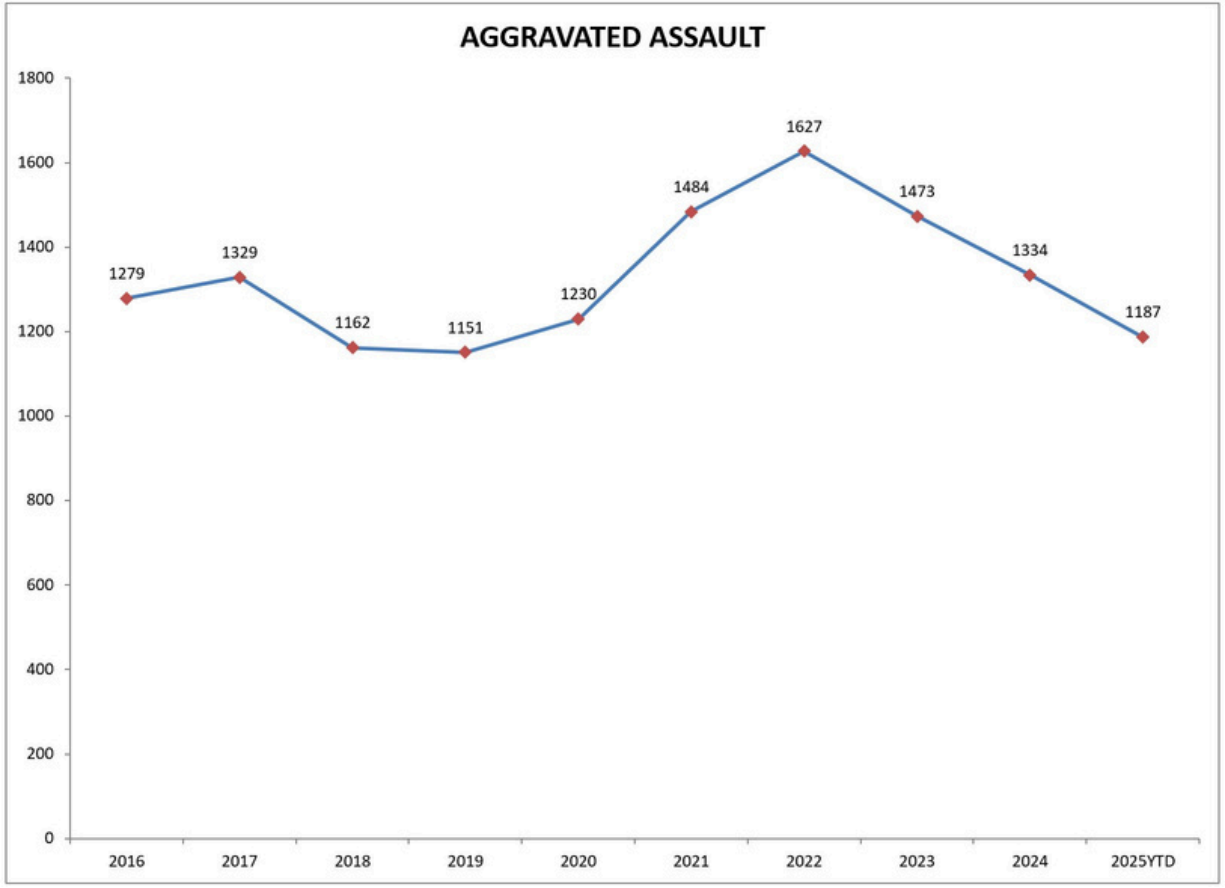
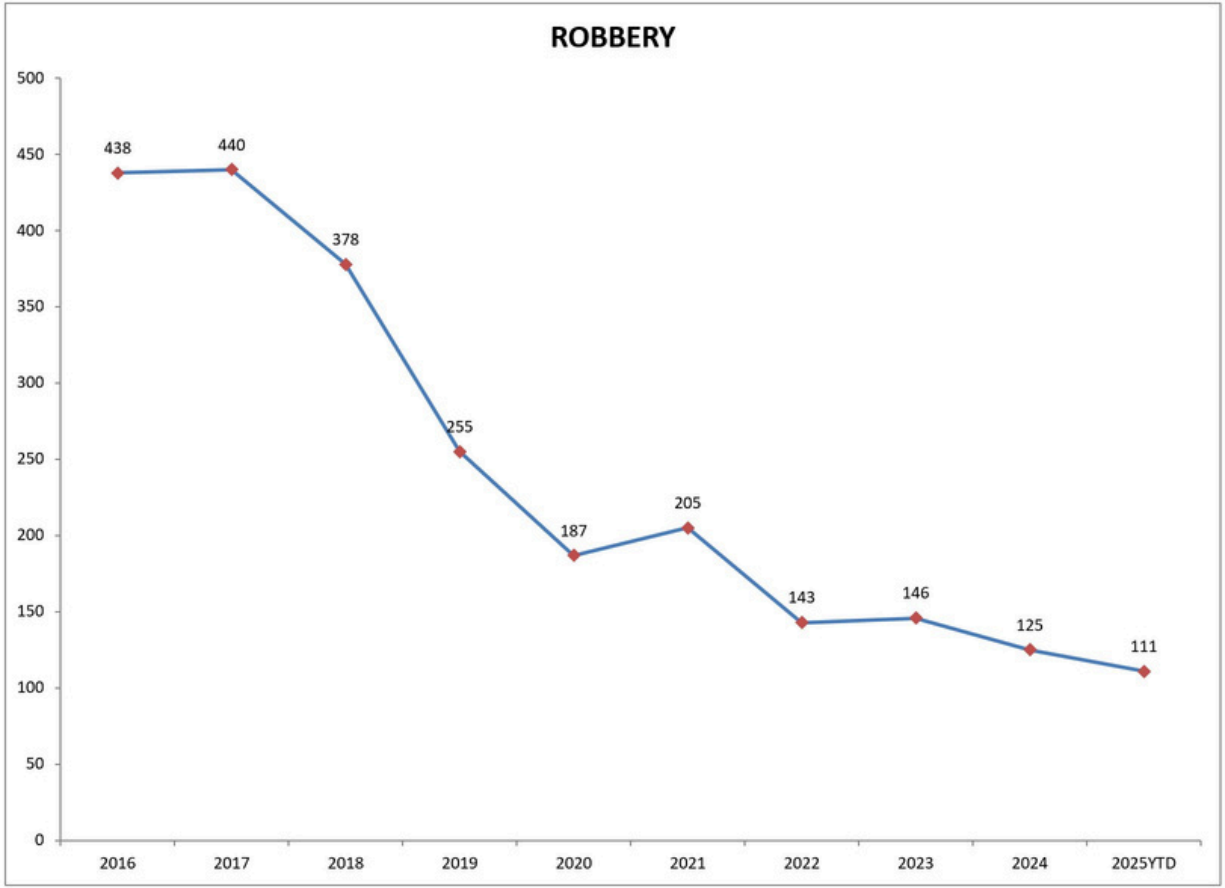
GRANT PROGRAM	TOTAL AWARDED
FY25 Port Security Grant	\$375,416
FY25 COPS Hiring Grant	\$1,875,000
	\$2,250,416

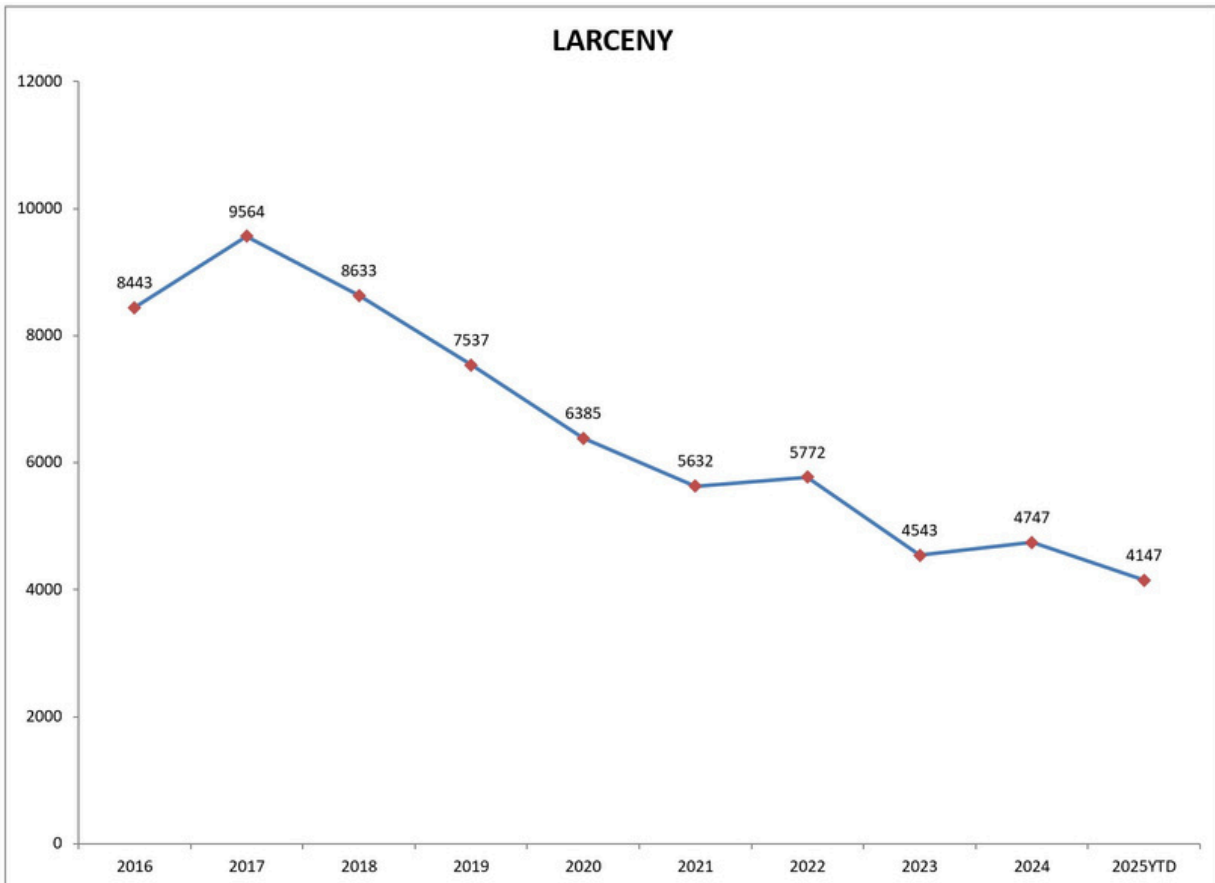
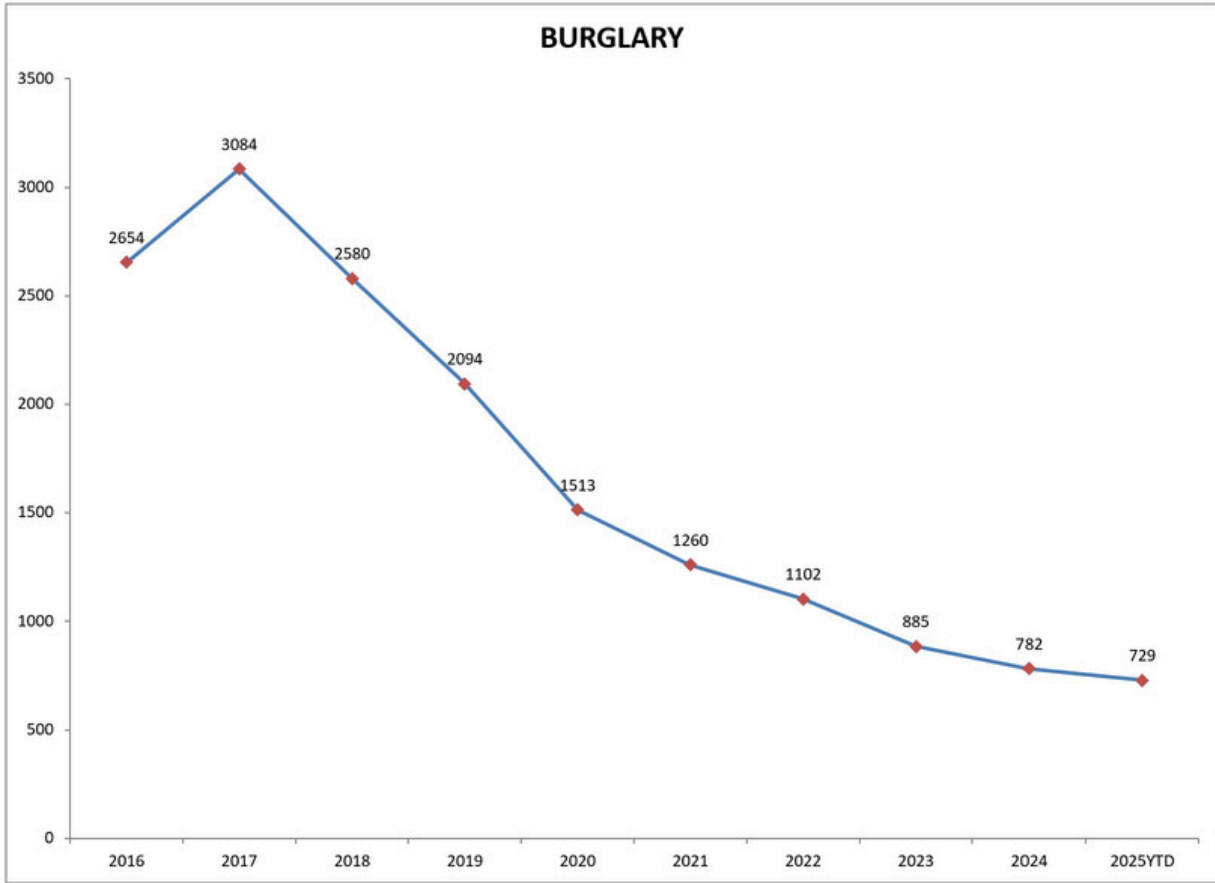
PART I CRIME COMPARISON 2016 THROUGH DECEMBER 2025 YTD REPORTED CRIMES

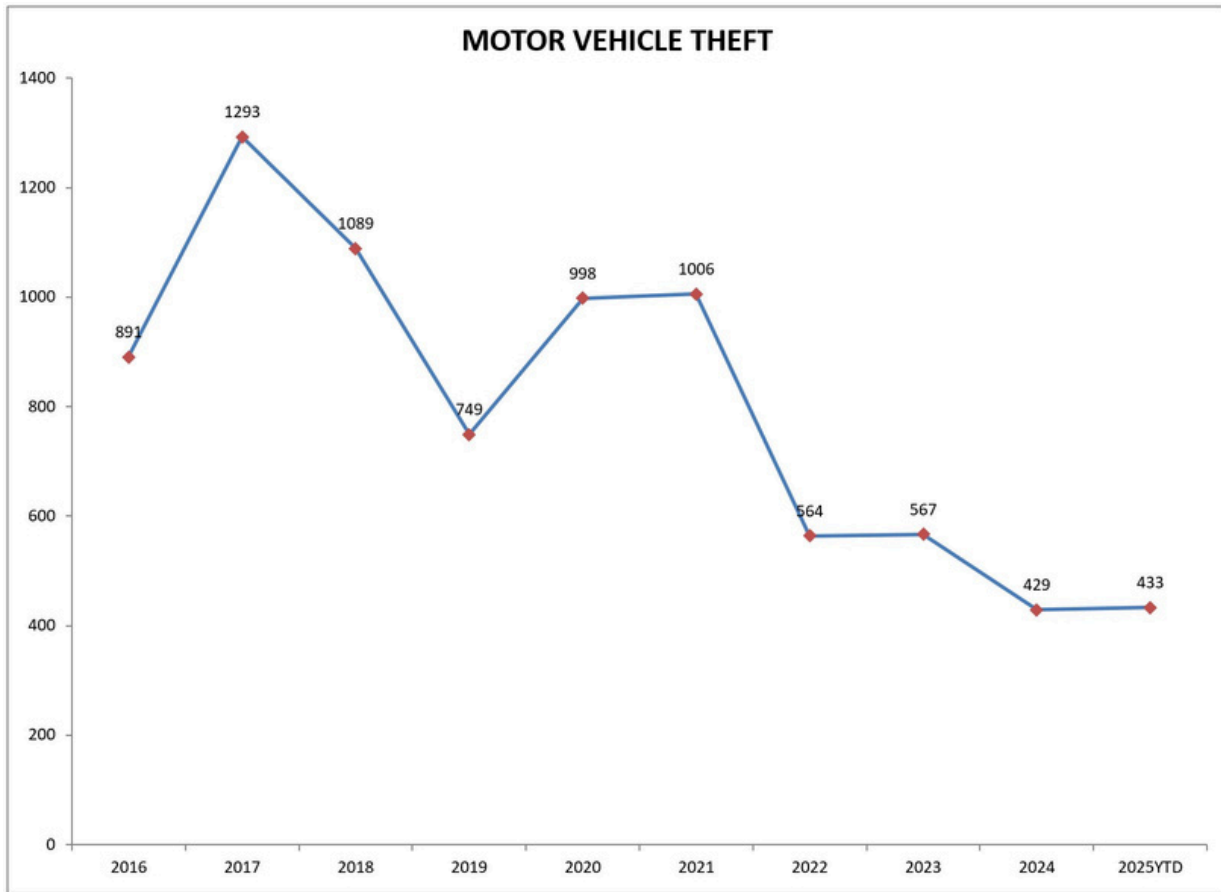
PART 1 CRIME COMPARISON 2016 THROUGH DECEMBER 2025 YTD

	2016	2017	2018	2019	2020	2021	2022	2023	2024	2024	2025YTD	% + OR -
HOMICIDE	44	50	28	40	46	51	41	33	38	38	32	-15.8%
SEX CRIME	87	141	168	142	145	168	138	98	69	69	47	-31.9%
ROBBERY	438	440	378	255	187	205	143	146	125	125	111	-11.2%
AGGRAVATED ASSAULT	1279	1329	1162	1151	1230	1484	1627	1473	1334	1334	1187	-11.0%
BURGLARY	2654	3084	2580	2094	1513	1260	1102	885	782	782	729	-6.8%
LARCENY	8443	9564	8633	7537	6385	5632	5772	4543	4747	4747	4147	-12.6%
MOTOR VEHICLE THEFT	891	1293	1089	749	998	1006	564	567	429	429	433	0.9%
TOTAL CRIME	13836	15901	14038	11968	10504	9806	9387	7745	7524	7524	6686	-11.1%
PERCENT + OR -	8.7%	14.9%	-11.7%	-14.7%	-12.2%	-6.6%	-4.3%	-17.5%	-2.9%			-11.1%
Population	269406	269406	269406	269406	269406	269406	269406	269406	261280		261280	
										2024	2025	
Part I Crimes per 1000 population	51.4	59.0	52.1	44.4	39.0	36.4	34.8	28.7	28.8	28.8	25.6	
Violent crimes per 1000 population	6.9	7.3	6.4	5.9	6.0	7.1	7.2	6.5	6.0	6.0	5.3	
Population furnished by South Alabama Regional Planning Commission.								Violent Crime		2024	2025	
Population and crime totals include the jurisdiction.										1566	1377	-12.1%
Increase to Population in 2007 due to City Limit and Jurisdiction Change												
Census Updated with 2012 Estimates July 2014												
Corrected NIBRS data for 2022yr and March 2023												



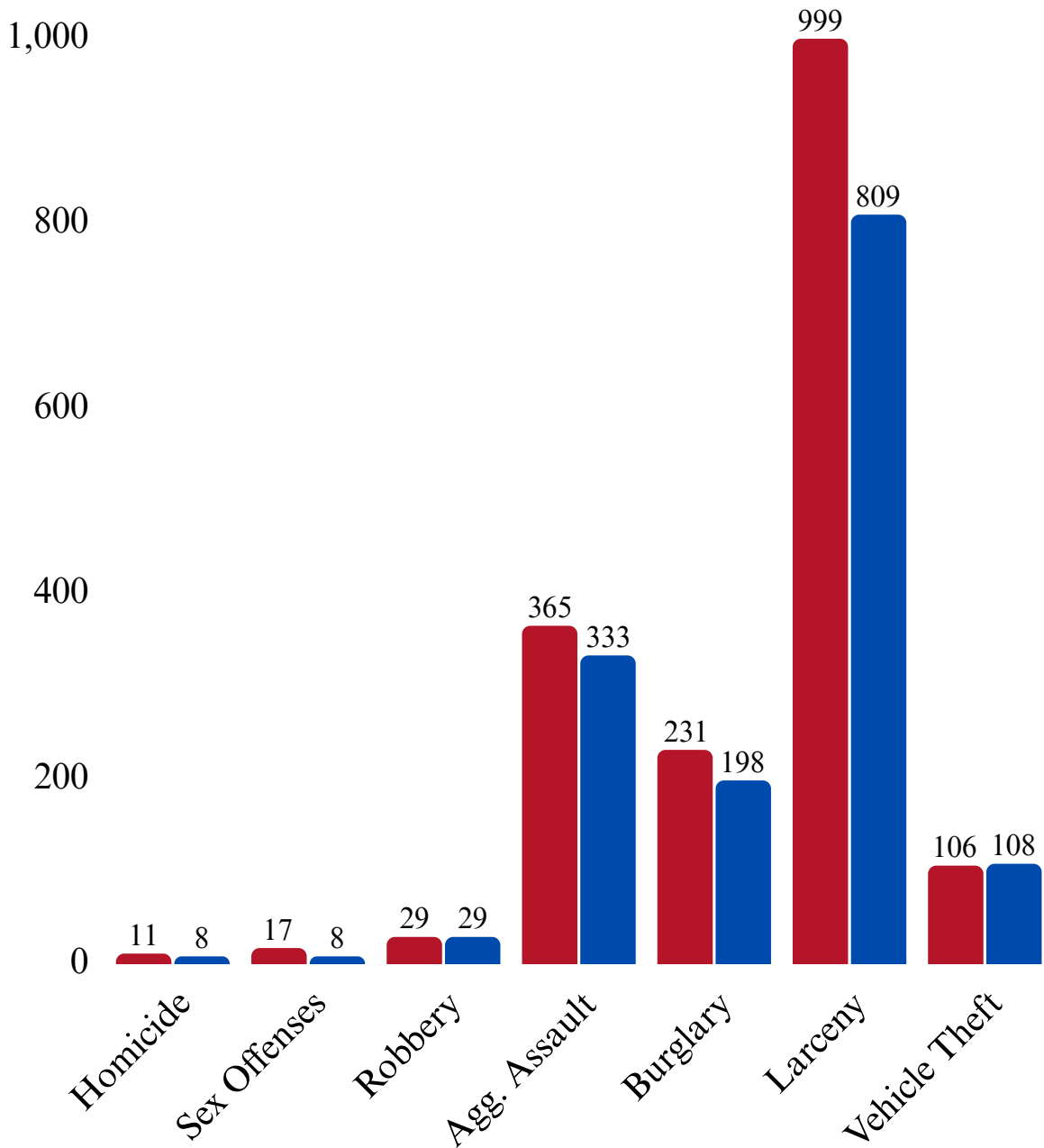







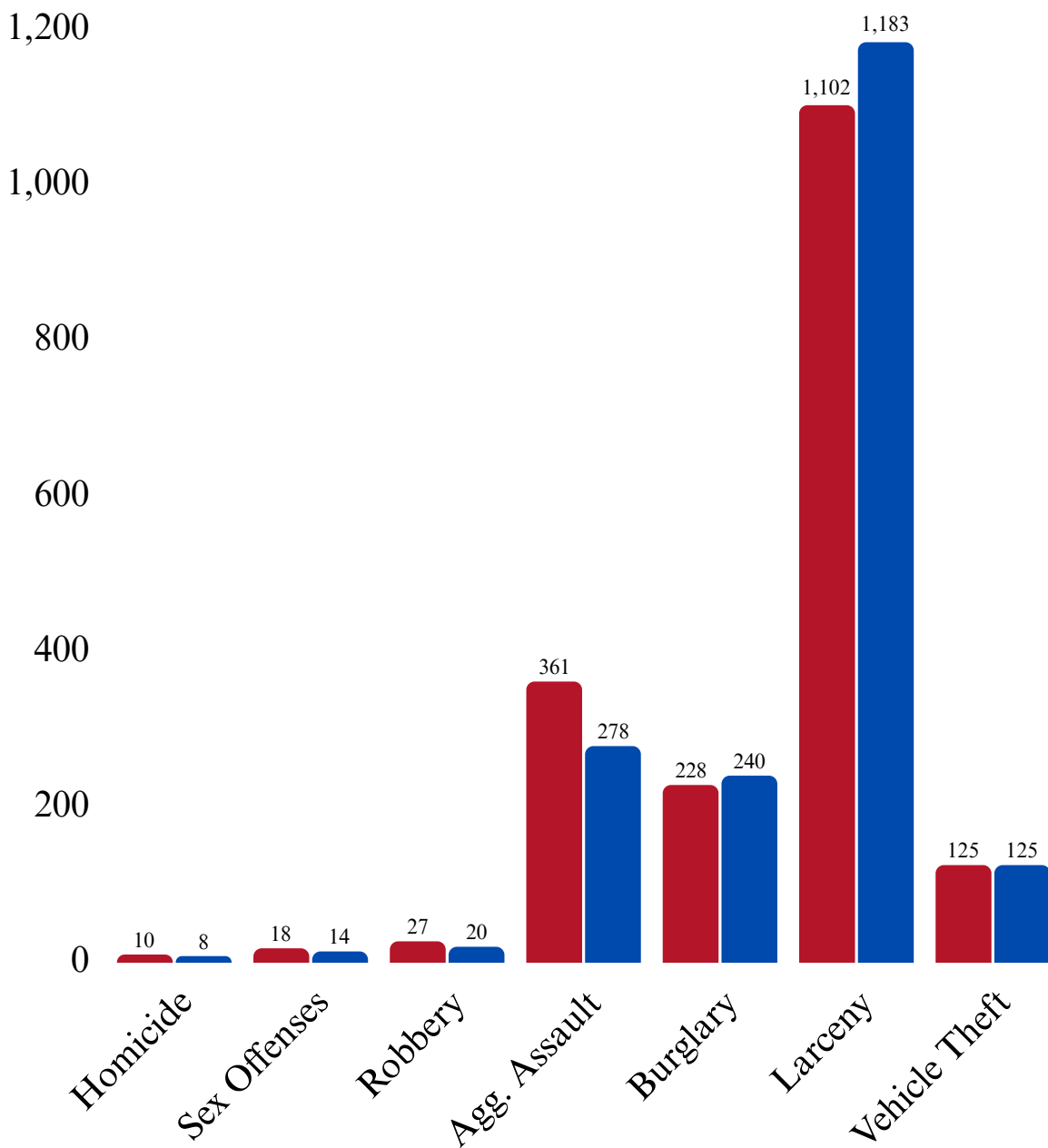
CRIME DATA PRECINCT 1

Part 1 Crime -15.1%



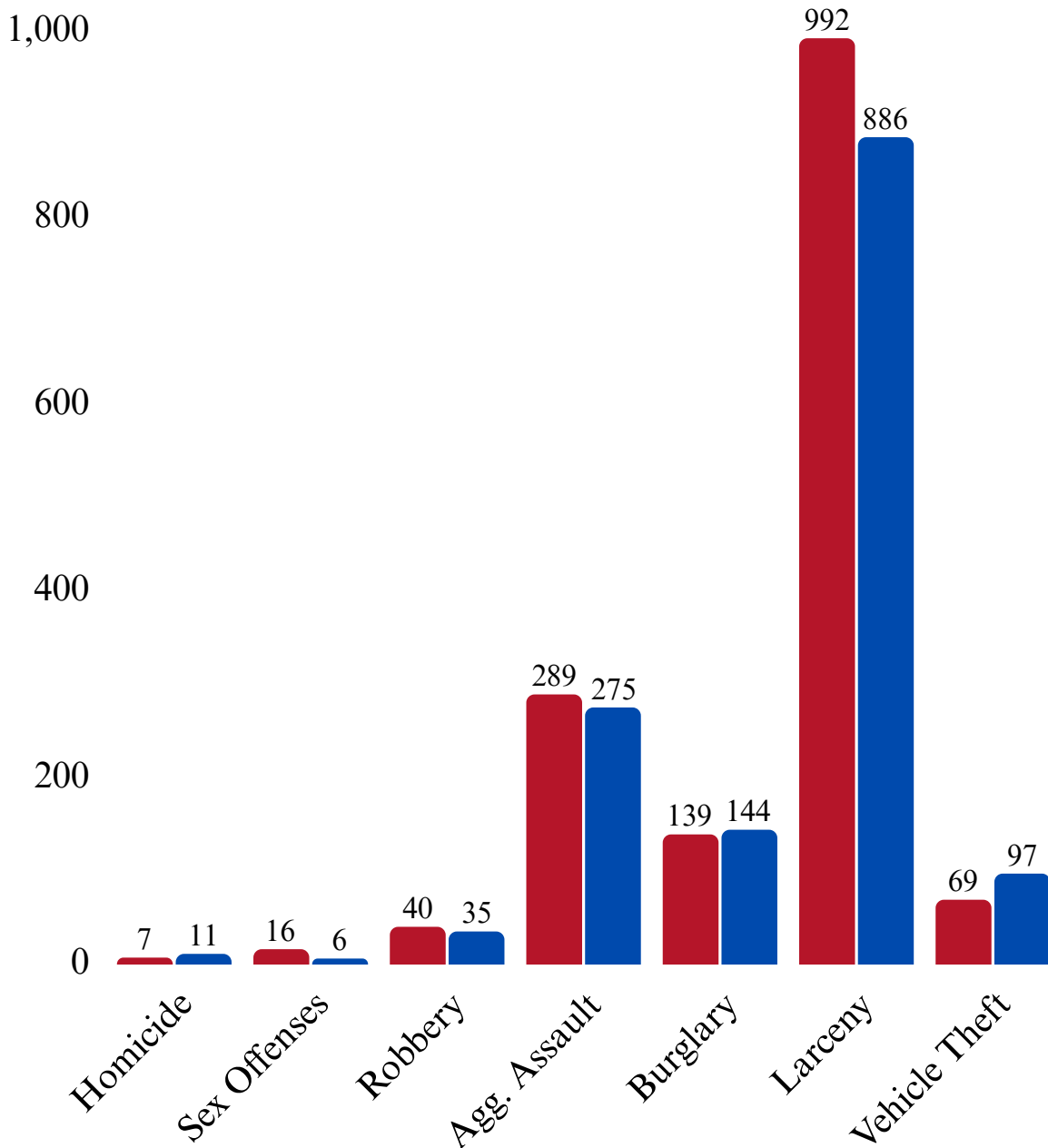

CRIME DATA PRECINCT 2

Part 1 Crime -0.2%



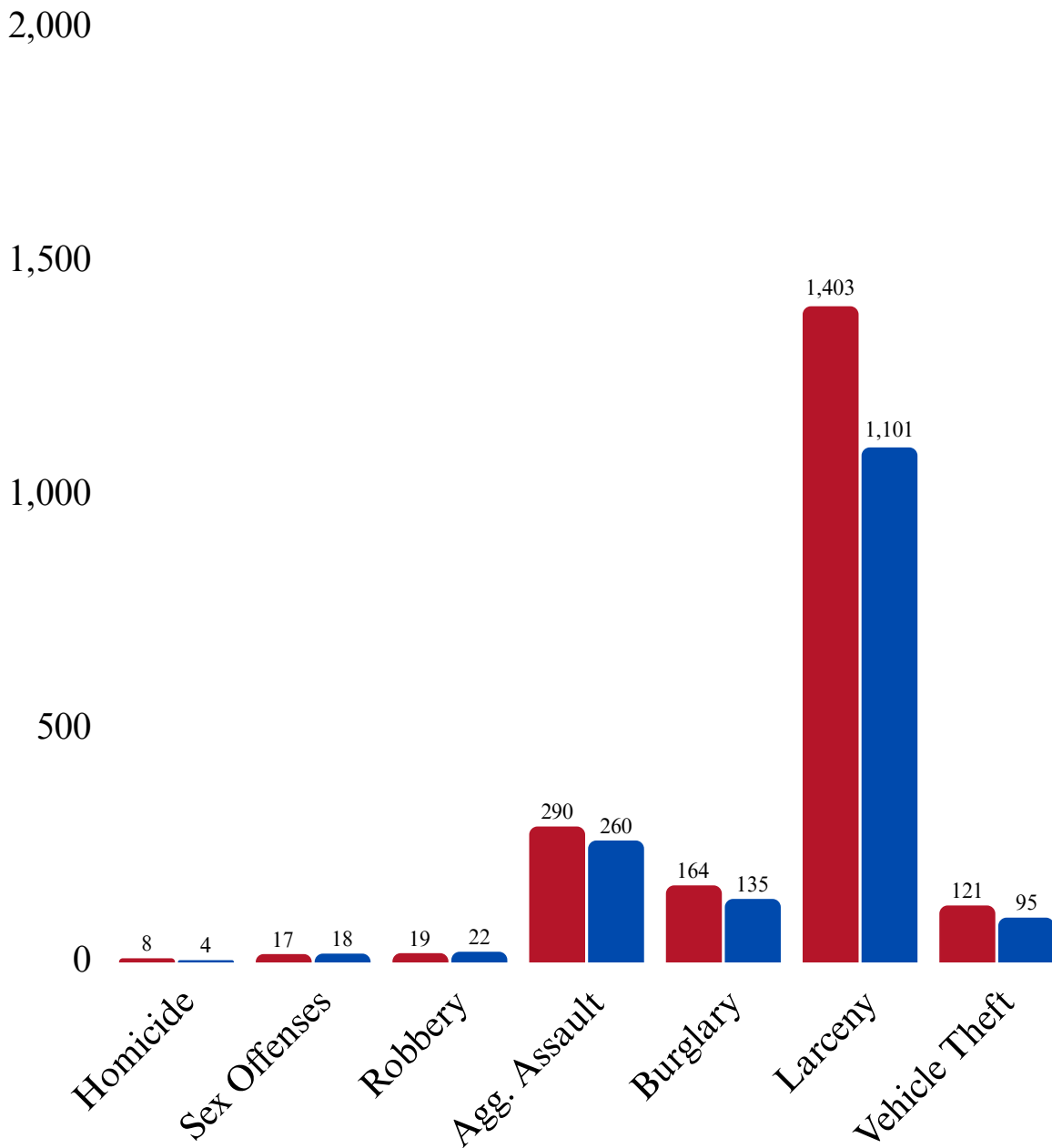

CRIME DATA PRECINCT 3

Part 1 Crime -6.3%



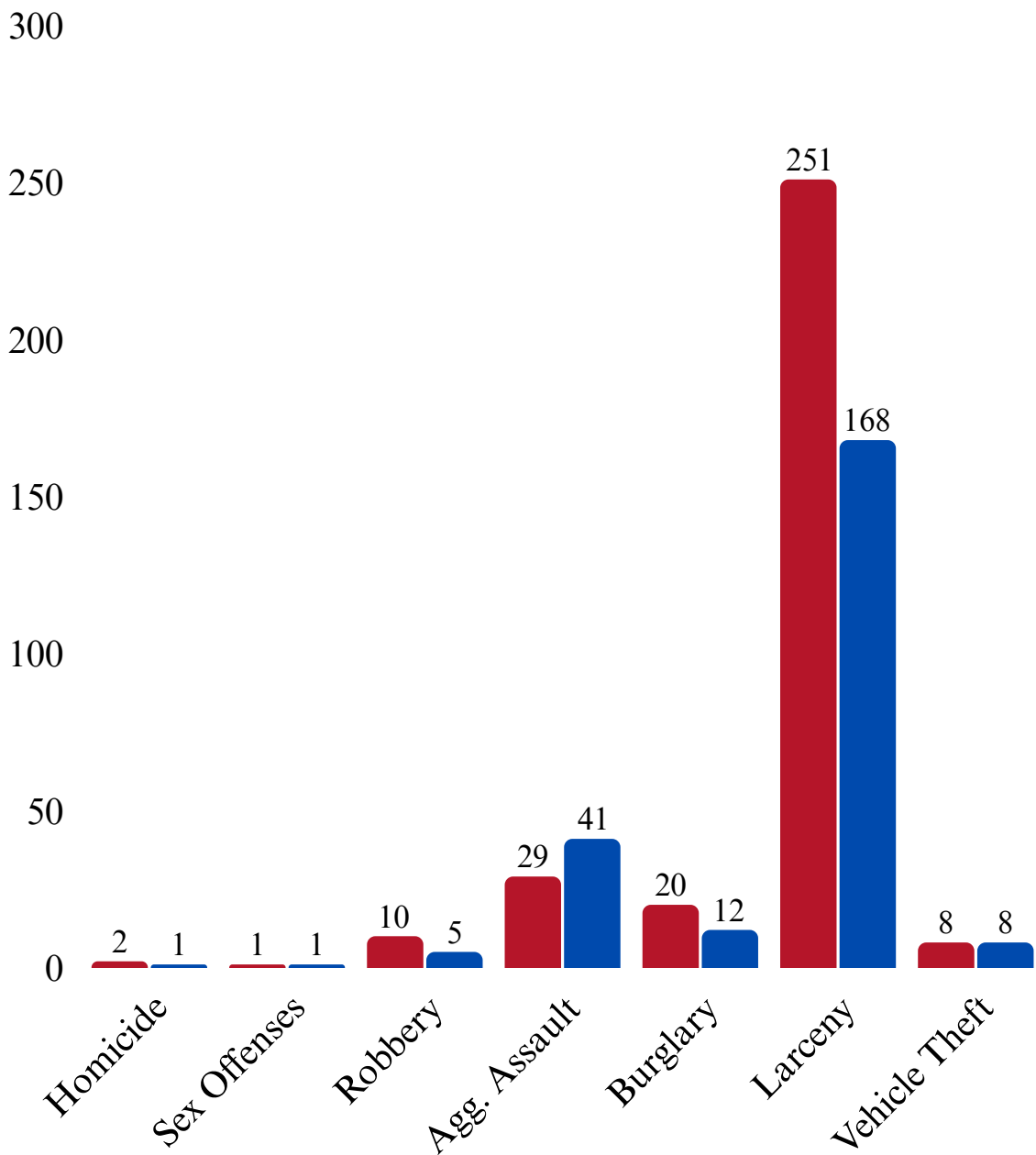
CRIME DATA PRECINCT 4

Part 1 Crime -19.1%



CRIME DATA PRECINCT 5 (Central)

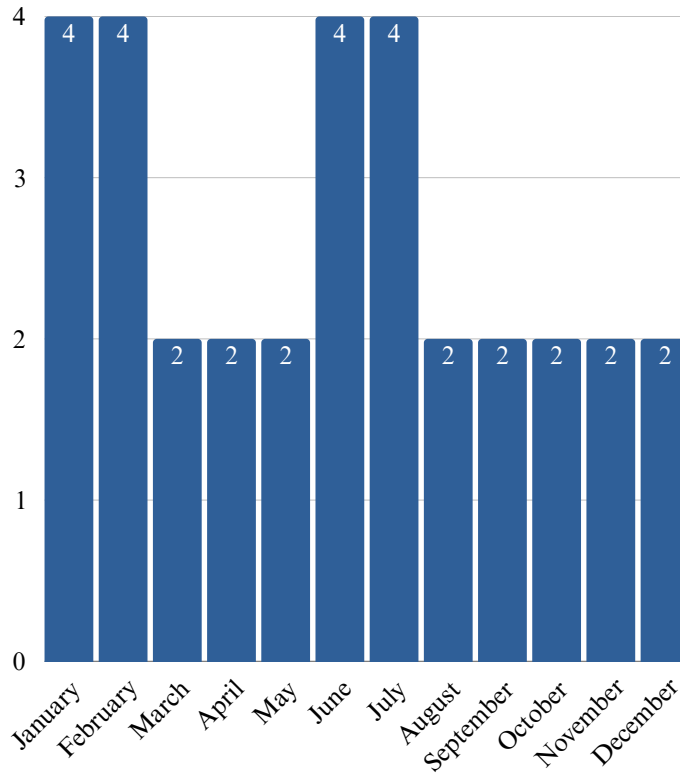
Part 1 Crime -26.5%



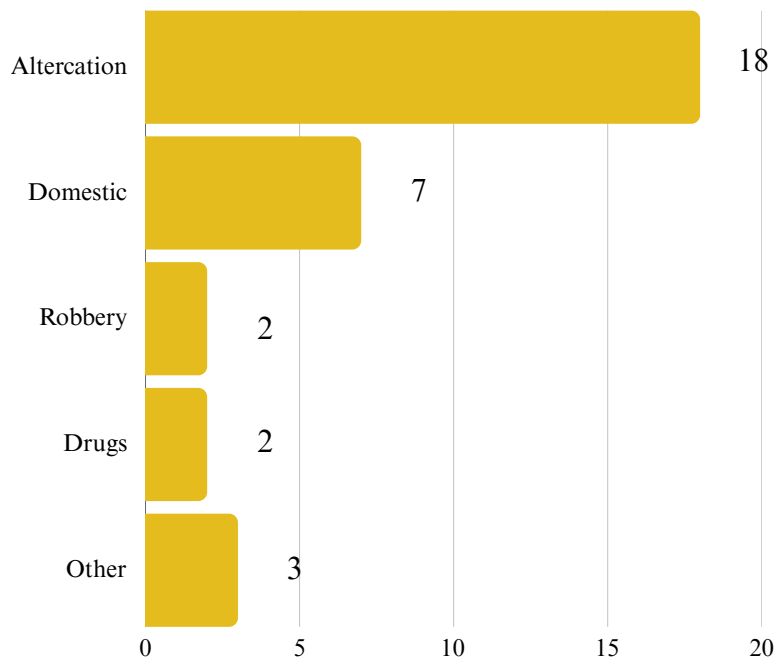
HOMICIDE DATA

Total Homicide Cases: 32

HOMICIDES BY THE MONTH



MOTIVES



INTERNAL AFFAIRS INVESTIGATIONS

The Internal Affairs Unit conducted a total of 47 investigations involving 70 different members/employees in 2025. The investigations included 7 shooting investigations. The dispositions are represented in the following table, which is subdivided by race and gender of the involved officer.

IA Investigation Dispositions by Member Race and Gender 2025

Disposition	B/M	B/F	W/M	W/F	A/M	O/M	H/M	H/F	Totals
Proper Conduct	9	0	22	2	0	1	1	0	35
Improper Conduct	7	3	8	3	0	2	1	0	24
Unfounded	1	1	3	0	0	0	0	0	5
Term During Test Period	0	0	0	0	0	0	0	0	0
Resigned Under Inv	2	0	1	0	0	0	0	0	3
Retired Under Inv	0	0	0	0	0	0	0	0	0
Termination	0	2	1	0	0	0	0	0	3
Still Under Investigation or Awaiting Final Dispositon	0	0	0	0	0	0	0	0	0
Totals	19	6	35	5	0	3	2	0	70

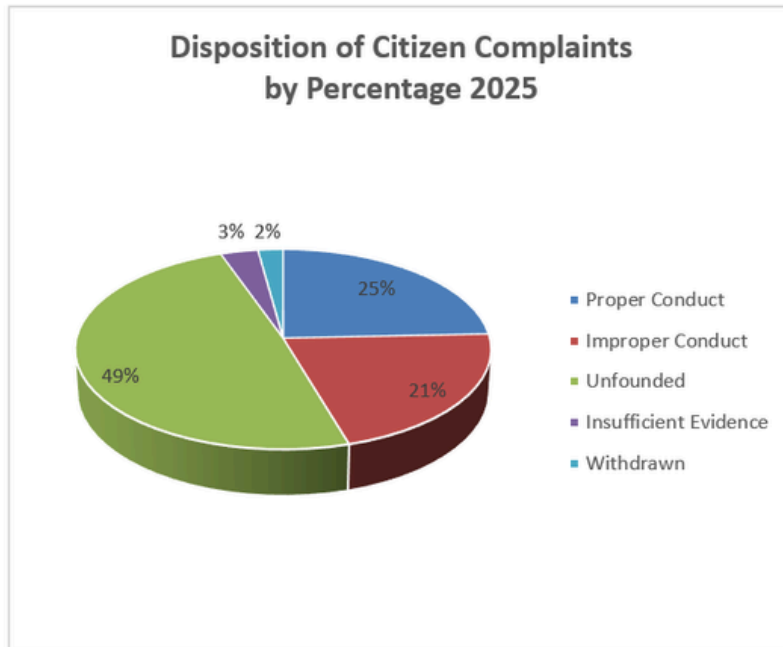
Internal Affairs investigations do not imply that a member or employee was complained against individually. An Internal Affairs investigation may be the result of an external complaint against the department, a division of the department or individual officers, or the investigation may be initiated from within the department. An Internal Affairs investigation may include more than one member/employee with differing dispositions.

CITIZEN COMPLAINTS INVESTIGATIONS

A total of 80 citizen complaints were filed in 2025, citing 185 areas of concern. Of the 185 areas of concern cited, 49% were unfounded, 24% were found to be proper conduct by the officers, 21% were found to be improper conduct by the officers, 3% were found to have insufficient evidence, and 2% were withdrawn by the complainant.

Disposition of Citizen Complaints 2025

Disposition	Areas of Concern
Proper Conduct	45
Improper Conduct	39
Unfounded	91
Insufficient Evidence	6
Withdrawn	4
Policy Failure	0
Exigent Circumstance	0
Pending	0
Total	185



Citizen complaints received in 2025 were categorized into 10 areas of concern. Some complaints included multiple areas of concern.

Citizen Complaint Dispositions by Area of Concern 2025

Area	Improper Conduct	Proper Conduct	Withdrawn	Unfounded	Insuff. Evidence	Exig. Circ.	Total
Force	2	8	1	6	0	0	17
Arrest	0	3	0	6	0	0	9
Entry	0	0	0	0	0	0	0
Search	0	5	0	0	0	0	5
Harassment	0	0	0	5	1	0	6
Demeanor	13	8	0	29	1	0	51
Procedure	15	8	3	18	2	0	46
Service	7	8	0	16	0	0	31
Property	2	5	0	10	2	0	19
Bias-Based Profiling	0	0	0	1	0	0	1
Total	39	45	4	91	6	0	185

2025 STAFFING TOTALS

In 2025, the Mobile Police Department was budgeted for 492 sworn officers. The actual number reached 490 by the end of the fiscal year, and an additional 24 positions were budgeted for fiscal year 2026. This brought our total to 516 sworn, budgeted positions by the end of the calendar year.

The department was staffed with a total of 182 civilian employees.



Mobile Police Department Headquarters
2460 Government Blvd.
Mobile, AL 36606
MobilePD.org

