



CITY OF MOBILE

POLICE DEPARTMENT

CRIME STATISTICS 2023

CHIEF OF POLICE | PAUL O. PRINE






TABLE OF CONTENTS

3 CHIEF'S MESSAGE

4 COMMAND STAFF

5 GRANTS AWARDED

6 10-YEAR CRIME REPORT

7 10-YEAR CRIME GRAPHS

11 CRIME DATA BY PRECINCT

14 HOMICIDE DATA

15 INTERNAL AFFAIRS INVESTIGATIONS

16 INTERNAL AFFAIRS CITIZEN COMPLAINTS

17 PRECINCTS

A MESSAGE FROM THE

CHIEF OF POLICE

Thank you for reviewing the Mobile Police Department Annual Crime Statistics Report. As you can see, our collective efforts are working, and crime is continuing to trend downward. The City of Mobile reduced all Part I crimes by 17%, and 10% in violent crimes compared to 2022. Mobile experienced reductions in every crime category with exception of robberies, which was up 2%. In real numbers, that's three robbery cases more than 2022.

Over the course of 2022 and 2023, collectively, crime is down more than 20 % percent in all Part I Crimes and 20 % down in violent crimes during that same period compared to 2021. In brevity, the department's strategic plan is working. Crime is trending down, decremental, which allows us to adjust what works while sustaining the reduction going forward.

While we are proud of our accomplishments, there is much more work to be done. My commitment is to provide the safest city, and highest quality of life for our citizens, while continuing to build trust and transparency with the community. There is little doubt that a solid strategic plan, coupled with partnering with the community, works. We will continue our mission of making Mobile the safest city in America with respect to everyone.



A handwritten signature in cursive script that reads "Paul O. Prine".

CHIEF PAUL O. PRINE

COMMAND STAFF



ASSISTANT CHIEF
William R. Jackson
Chief of Operations



MAJOR
William Reed
Support Services Division



MAJOR
Linda Tims
Investigative Operations
Division



MAJOR
Philip McCrary
Field Operations
West Division



MAJOR
Melvin Jones
Field Operations
East Division

GRANTS AWARDED

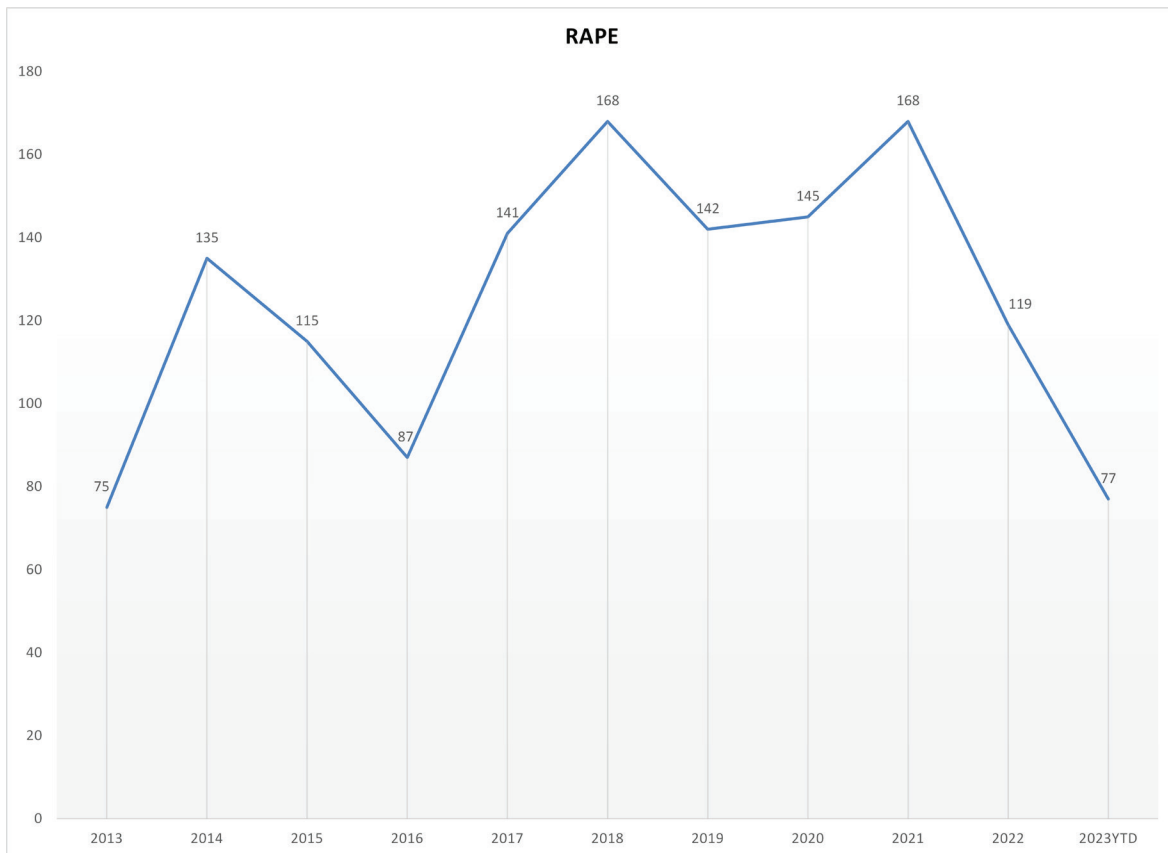
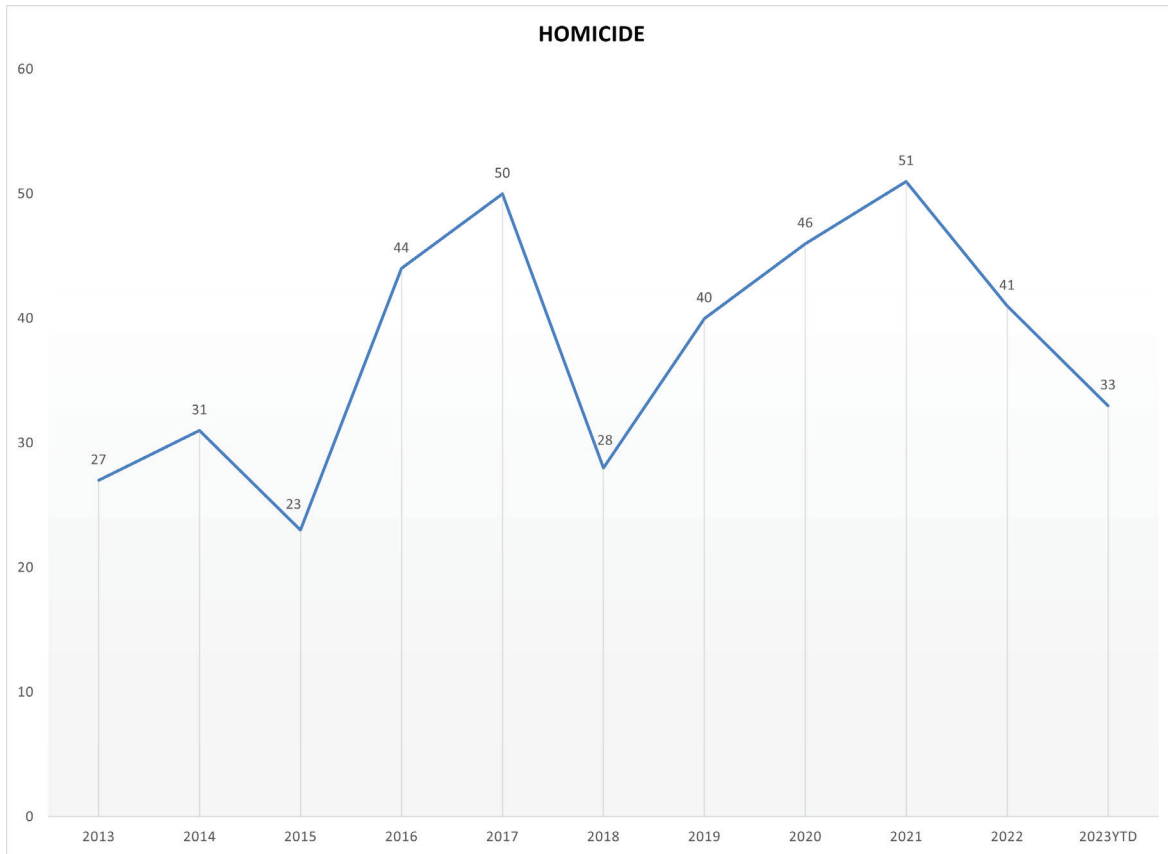
For the 2023 fiscal year, the Mobile Police Department was awarded \$10.7 million in grant funding for 22 separate grant programs and awards. Most of the grants allocations are used to purchase equipment and fund overtime pay for officers, although other grant programs were specifically awarded. The 2023 grant fiscal year is October 1, 2022 to September 30, 2023.

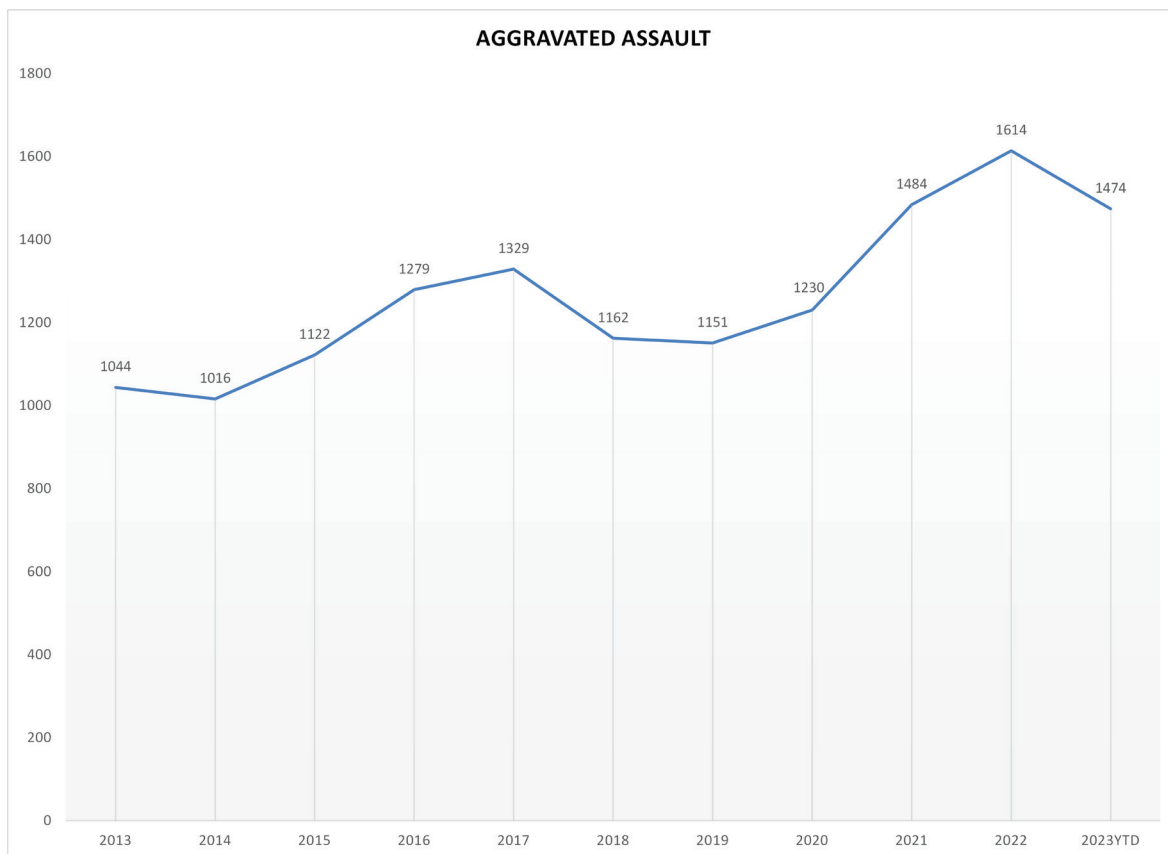
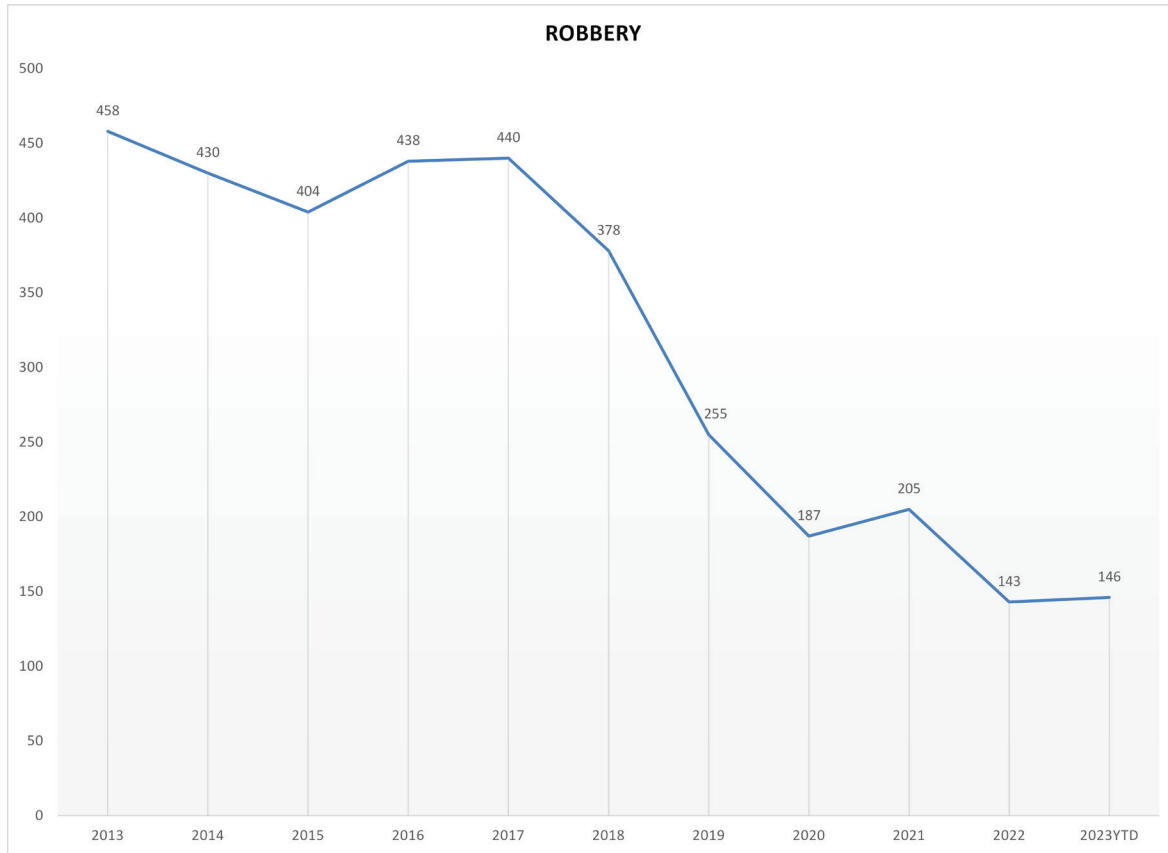
Mobile Police Department Grant Funding for Period 2023	
DHS Port Security Grant - 2021	\$1,686,281.00
DHS Port Security Grant - 2023	\$673,144.00
DOJ JAG Grant - 2021	\$195,140.00
DOJ JAG Grant - 2022	\$163,977.00
DOJ JAG Grant - 2023	\$221,724.00
DHS SHSGP EOD-7 Grant	\$86,571.00
DOJ Collaborative Crisis Response Training Program - 2021	\$149,921.00
DOJ Connect and Protect Grant Program - 2023	\$759,564.00
NFWF'S Removing Derelict Vessels and Marine Debris - 2023	\$569,104.36
DOJ Bureau of Alcohol, Tobacco, Firearms and Explosives	\$17,000.00
DOJ Federal Bureau of Investigation	\$47,300.00
DOJ U.S. Marshals Service	\$23,000.00
DOJ Drug Enforcement Agency	\$54,126.00
DHS Homeland Security Investigations	\$5,400.00
HOTSPOT DUI Traffic Grant - 2023	\$7,122.53
STEP Traffic Grant - 2023	\$36,923.16
Click It or Ticket Traffic Grant - 2023	\$8,405.50
SW ALA Partnership Workforce Stabilization Program - 2023	\$50,367.84
Gun Violence - ARPA Funding	\$3,808,000.00
Community Violence Intervention - ARPA Funding	\$1,550,802.00
Community Based Violence Prevention - ARPA Funding	\$100,000.00
Summer Camp - After School Learning - ARPA Funding	\$500,000.00
TOTAL GRANT FUNDING AWARDED	\$10,713,873.39

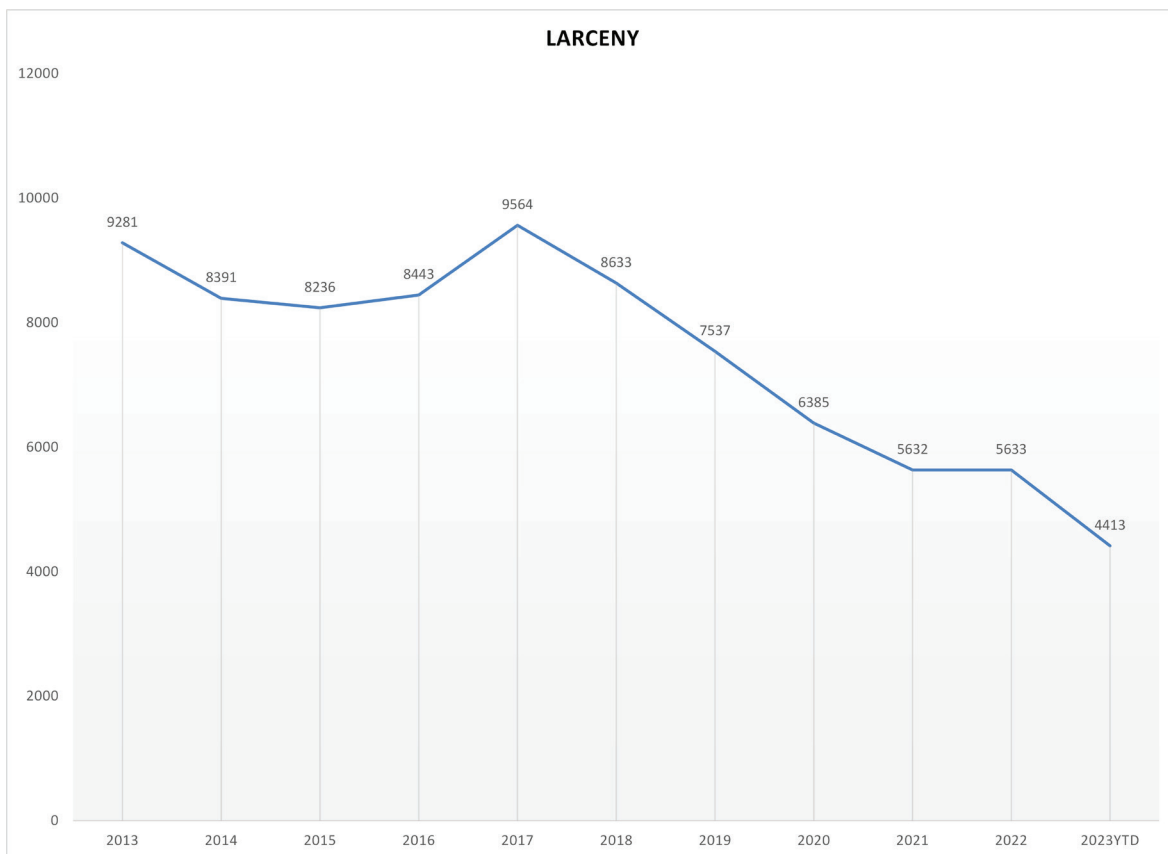
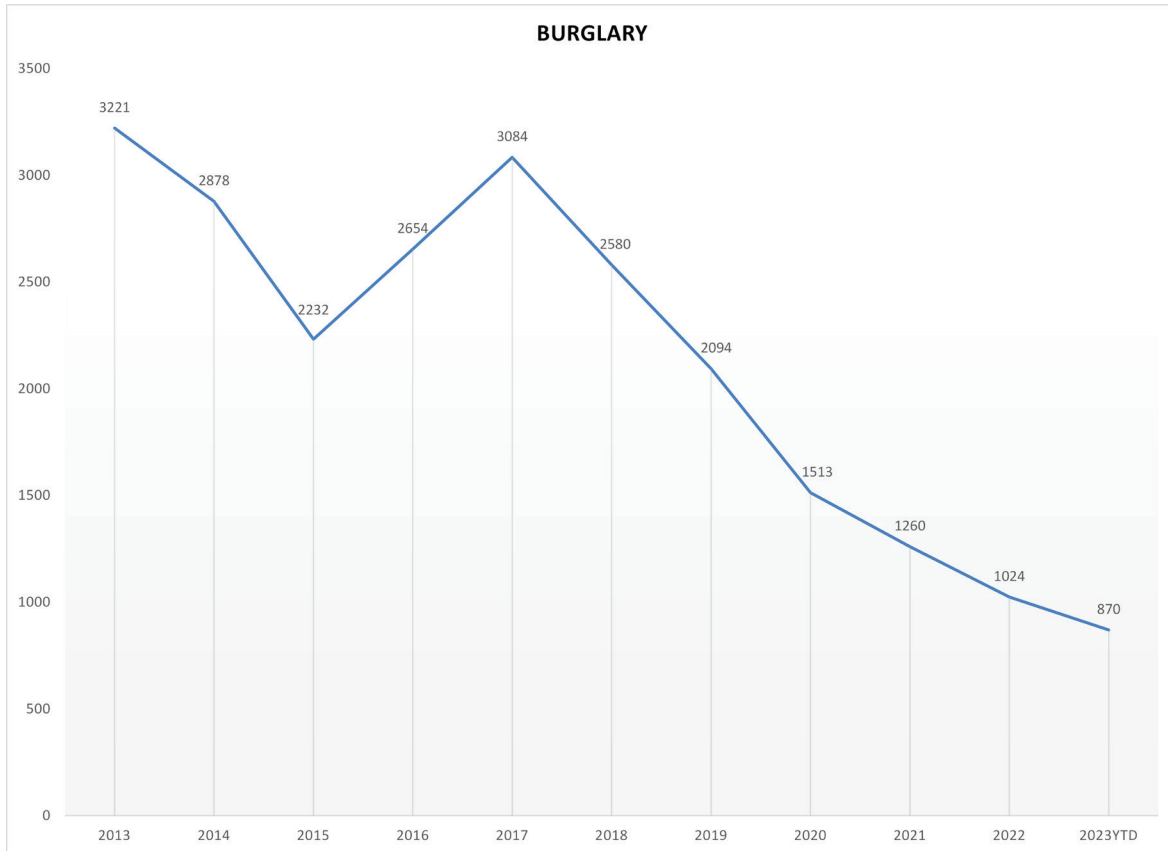
PART I CRIME COMPARISON 2013 THROUGH DECEMBER 2023 YTD

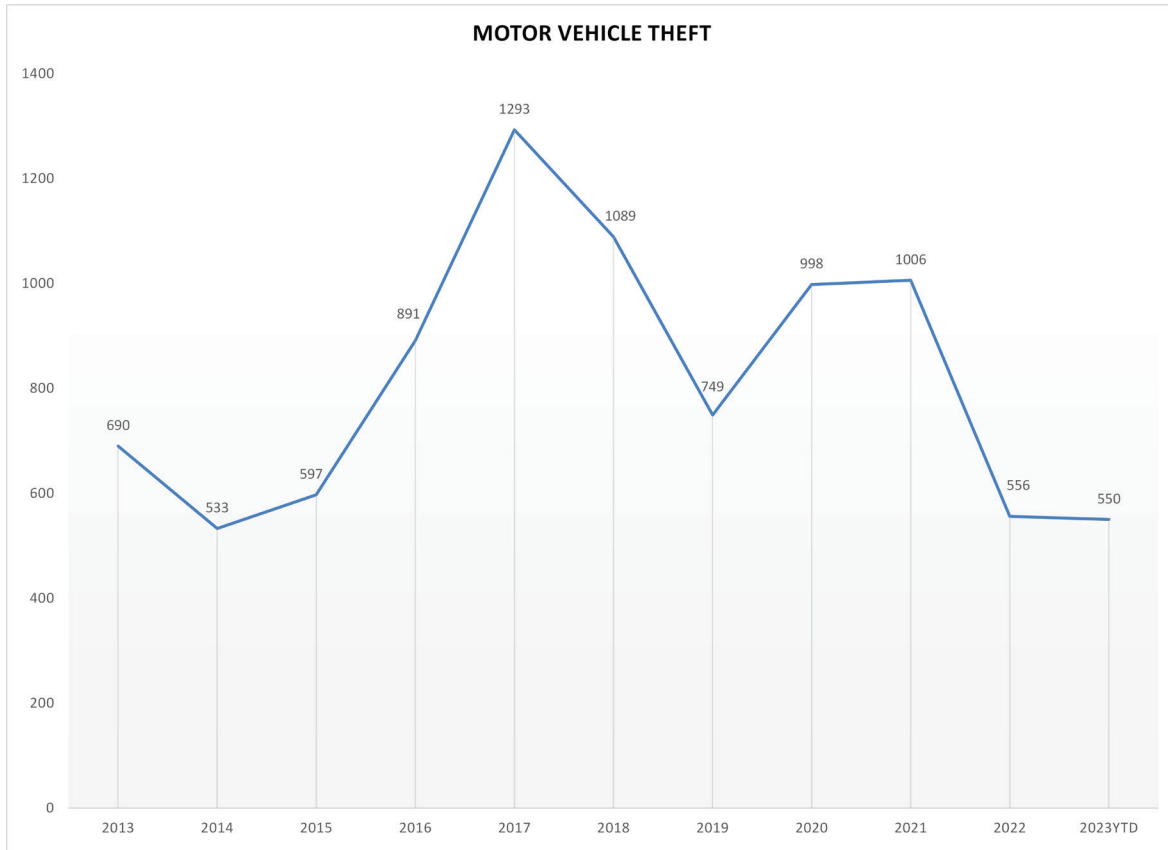
REPORTED CRIMES

	2013	2014	2015	2016	2017	2018	2019	2020	2021	2022	2022	2023YTD	% + OR -
HOMICIDE	27	31	23	44	50	28	40	46	51	41	41	33	-19.5%
RAPE	75	135	115	87	141	168	142	145	168	119	119	77	-35.3%
ROBBERY	458	430	404	438	440	378	255	187	205	143	143	146	2.1%
AGGRAVATED ASSAULT	1044	1016	1122	1279	1329	1162	1151	1230	1484	1614	1614	1474	-8.7%
BURGLARY	3221	2878	2232	2654	3084	2580	2094	1513	1260	1024	1024	870	-15.0%
LARCENY	9281	8391	8236	8443	9564	8633	7537	6385	5632	5633	5633	4413	-21.7%
MOTOR VEHICLE THEFT	690	533	597	891	1293	1089	749	998	1006	556	556	550	-1.1%
TOTAL CRIME	14796	13414	12729	13836	15901	14038	11968	10504	9806	9130	9130	7563	-17.2%
PERCENT + OR -	10.3%	-9.3%	-5.1%	8.7%	14.9%	-11.7%	-14.7%	-12.2%	-6.6%	-6.9%		-17.2%	
Population	263016	263016	269406	269406	269406	269406	269406	269406	269406	269406		269406	
											2022	2023	
Part I Crimes per 1000 population	56.3	51.0	47.2	51.4	59.0	52.1	44.4	39.0	36.4	33.9	33.9	28.1	
Violent crimes per 1000 population	6.1	6.1	6.2	6.9	7.3	6.4	5.9	6.0	7.1	7.1	7.1	6.4	
Population furnished by South Alabama Regional Planning Commission.													
Population and crime totals include the jurisdiction.											Violent Crime		
Increase to Population in 2007 due to City Limit and Jurisdiction Change											2022	2023	
Census Updated with 2012 Estimates July 2014											1917	1730	-9.8%
Corrected NIBRS data for 2022yr and March 2023													

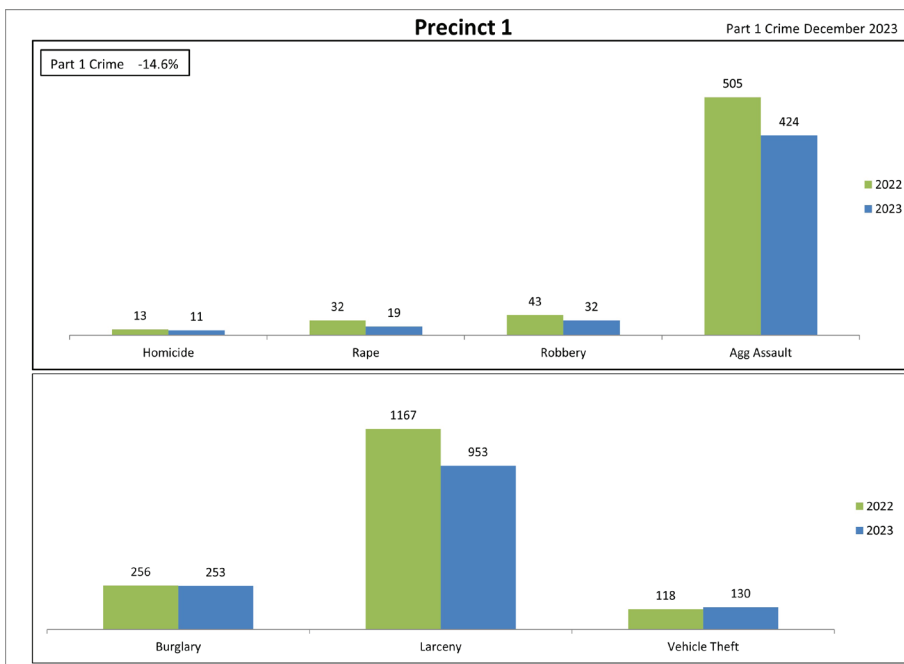








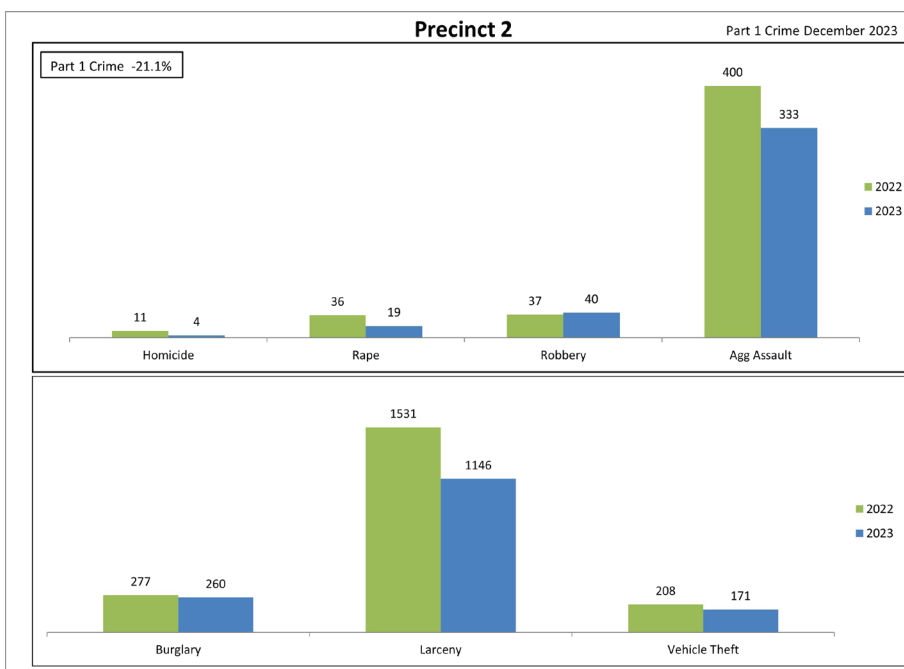
CRIME DATA BY PRECINCT



Precinct 1

Number of Calls for Service - 38,099

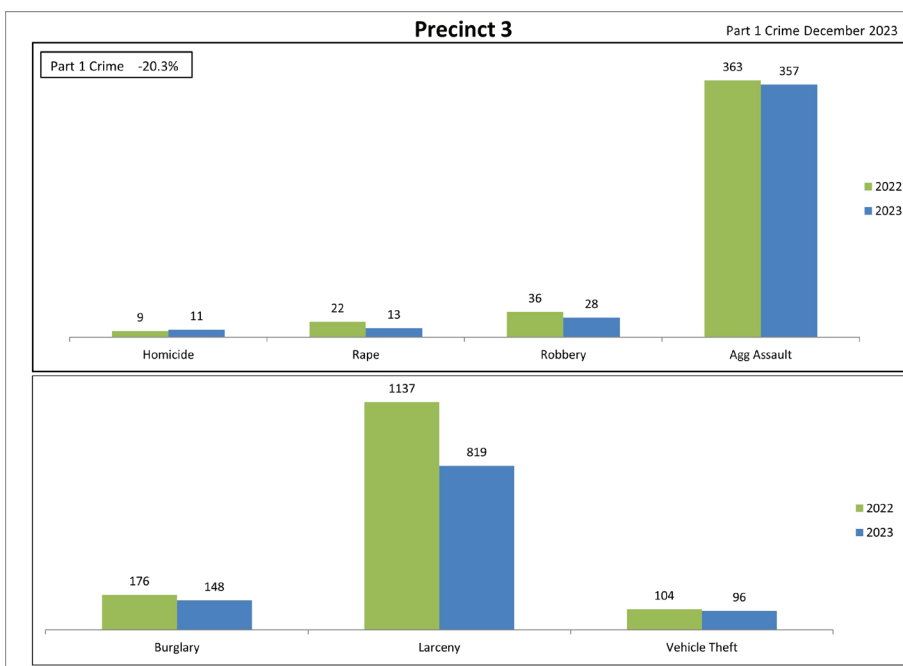
Overall, Precinct 1 had a 14.6% decrease in Part I Crimes.



Precinct 2

Number of Calls for Service - 43,304

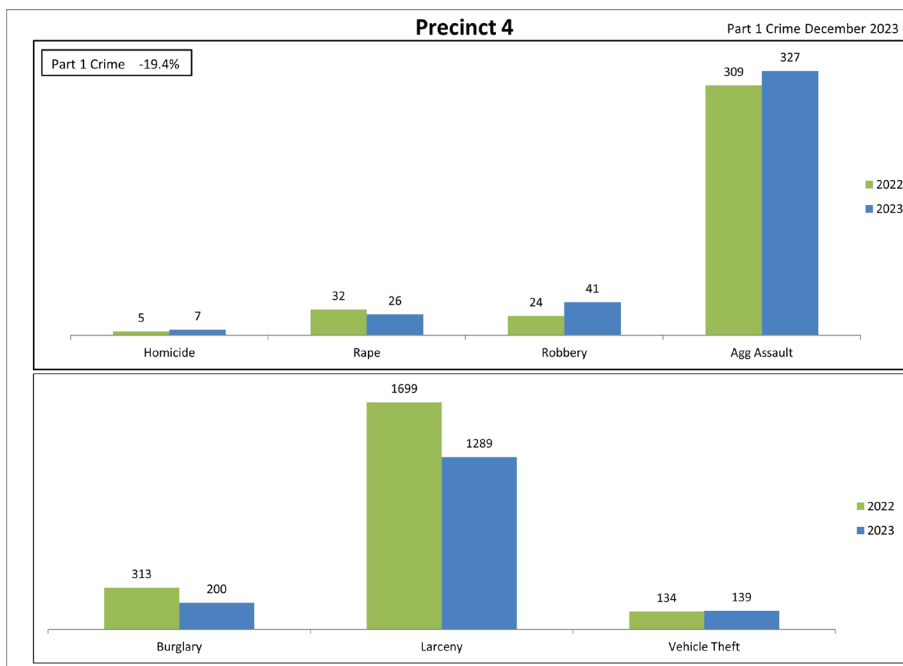
Overall, Precinct 2 had a 21.1% decrease in Part I Crimes.



Precinct 3

Number of Calls for Service - 36,526

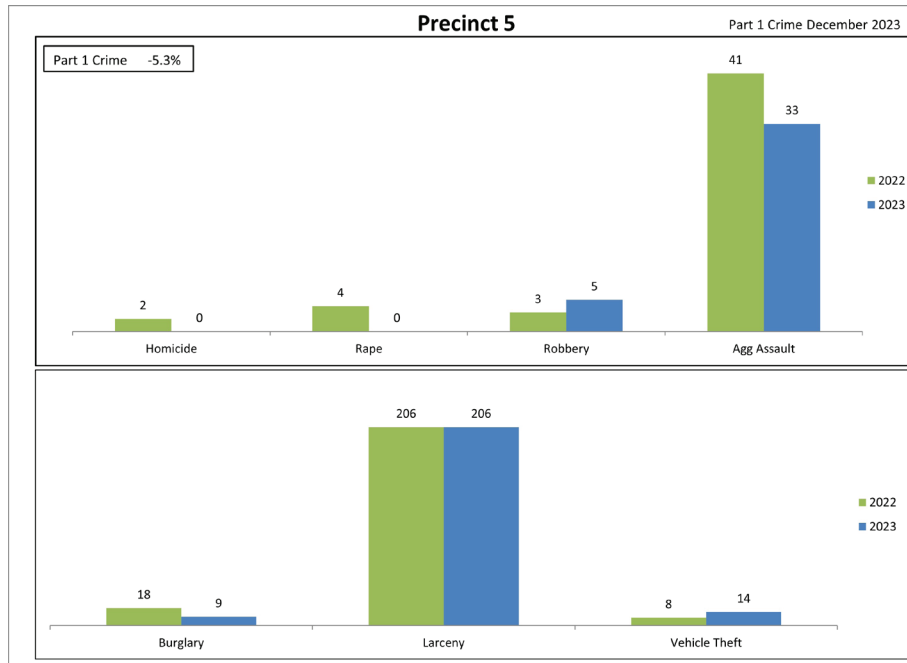
Overall, Precinct 3 had a 20.3% decrease in Part I Crimes.



Precinct 4

Number of Calls for Service - 47,767

Overall, Precinct 4 had a 19.4% decrease in Part I Crimes.



Precinct 5

Number of Calls for Service - 9,653

Overall, Precinct 5 had a 5.3% decrease in Part I Crimes.

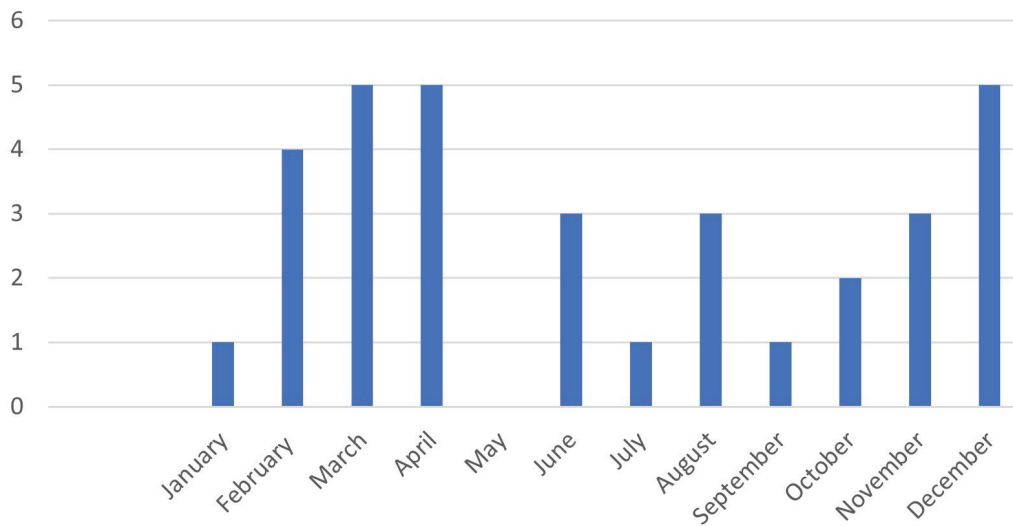
HOMICIDE DATA

Total Homicide Cases: 33
Solved Homicide Cases: 29
Open Homicide Cases: 4

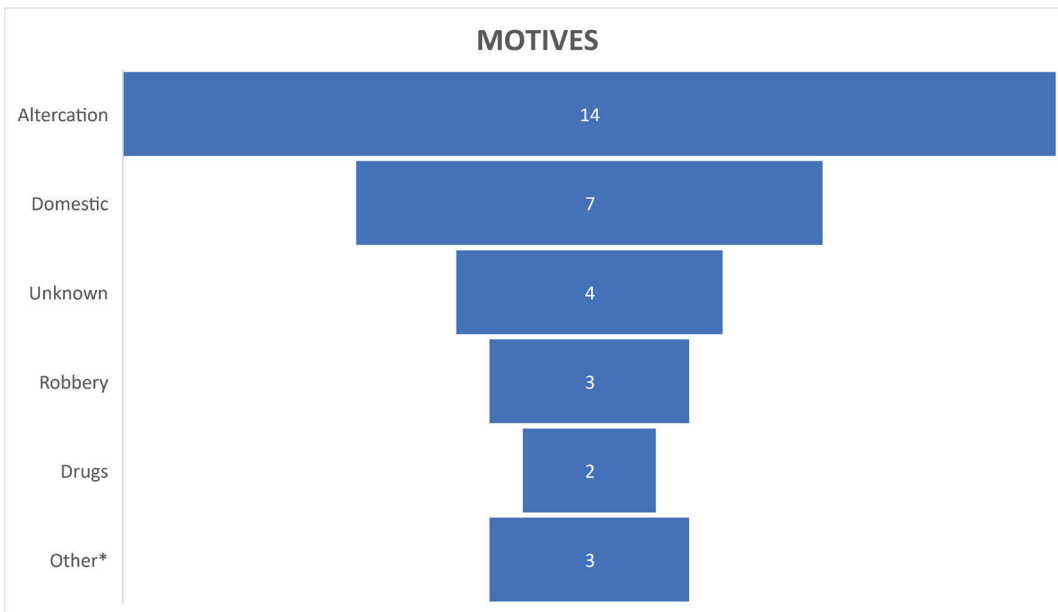
87.88%

CLEARANCE RATE

HOMICIDES BY THE MONTH



MOTIVES



OTHER

**Shooting Into Occupied Dwelling/Vehicle where 9-year-old was killed, not the intended target*
**Drive-by Shooting where female was shot, not the intended target*

INTERNAL AFFAIRS INVESTIGATIONS

The Internal Affairs Unit conducted 45 investigations involving a total of 48 different members/employees during 2023. The investigations included eight shooting investigations. The dispositions are represented in the following table, which is subdivided by race and gender of the involved officer.

Internal Affairs Investigation Dispositions by Member Race and Gender 2023

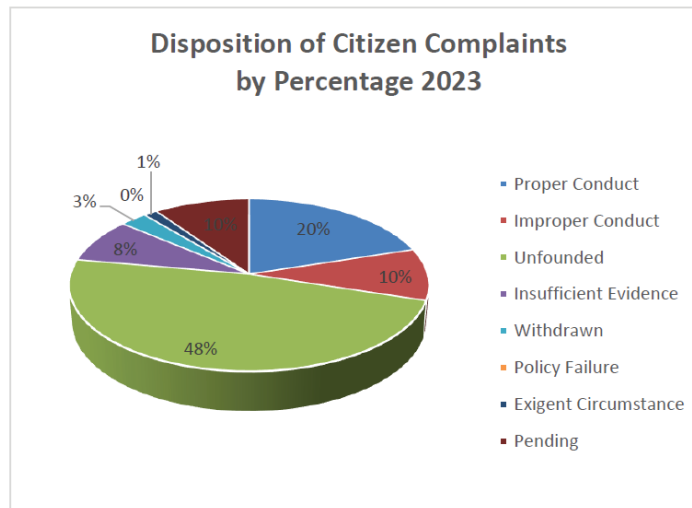
Disposition	B/M	B/F	W/M	W/F	A/M	A/F	H/M	H/F	Totals
Proper Conduct	4	1	15	0	0	0	4	0	24
Improper Conduct	6	0	8	0	0	0	1	0	15
Unfounded	3	0	8	0	0	0	0	0	11
Term During Test Period	0	0	0	1	0	0	0	0	1
Resigned Under Inv	0	0	3	0	0	0	0	0	3
Retired Under Inv	0	0	0	0	0	0	0	0	0
Termination	0	0	1	0	0	0	0	0	1
Still Under Investigation	0	0	2	0	0	0	0	0	2
Totals	13	1	37	1	0	0	5	0	57

Internal Affairs investigations do not imply that a member or employee was complained against individually. An Internal Affairs investigation may be the result of an external complaint against the department, a sub-unit of the department or individual officers, or the investigation may be initiated from within the department. An Internal Affairs investigation may include more than one member/employee with differing dispositions.

Citizen Complaints

There were a total of 70 citizen complaints filed during 2023, which cited 144 areas of concern. Of the 144 areas of concern cited, 48% were unfounded, 20% were found to be proper conduct by the officers, 10% were found to be improper conduct by the officers, 8% were found to have insufficient evidence, 3% were withdrawn by the complainant, 1% were found to be exigent circumstances, and 10% were still pending (under investigation) at the time of this report.

Disposition	Areas of Concern
Proper Conduct	29
Improper Conduct	14
Unfounded	69
Insufficient Evidence	12
Withdrawn	4
Policy Failure	0
Exigent Circumstance	2
Pending	14
Total	144



Citizen Complaint Dispositions by Area of Concern 2023

Area	Improper Conduct	Proper Conduct	Withdrawn	Unfounded	Insuff. Evidence	Pending	Policy Failure	Total
Force	0	2	2	12	2	2	0	20
Arrest	0	4	0	1	0	0	0	5
Entry	1	0	2	1	0	0	0	4
Search	0	0	0	2	0	2	0	4
Harassment	0	1	0	1	0	0	0	2
Demeanor	7	9	0	26	3	5	0	50
Procedure	6	11	0	23	2	2	0	44
Service	0	4	0	2	0	3	0	9
Property	0	0	0	1	5	0	0	6
Bias-Based Profiling	0	0	0	0	0	0	0	0
Total	14	31	4	69	12	14	0	144

POLICE PRECINCTS



CAPTAIN
Lee Laffitte
Precinct 1



CAPTAIN
Matthew James
Precinct 2



CAPTAIN
Angela Prine
Precinct 3



CAPTAIN
Billie Rowland
Precinct 4



CAPTAIN
Matthew Garrett
Central Precinct

CITY OF MOBILE

POLICE DEPARTMENT



ADDRESS

Police Headquarters
2460 Government Blvd.
Mobile, AL 36606

CONTACT US

www.MobilePD.org
251-208-1700

SUBMIT AN ANONYMOUS TIP

Call or Text: 844-251-0644
Scan the QR Code

