



MOBILE POLICE DEPARTMENT

JANUARY 2016

CRIME STATISTICS

EXECUTIVE SUMMARY

PLANNING AND RESEARCH UNIT
FEBRUARY 10, 2016

YEAR TO DATE
THROUGH JANUARY 2016

REPORTED CRIMES

PART I CRIME COMPARISON 2006 THROUGH DECEMBER 2016 YTD

	2006	2007	2008	2009	2010	2011	2012	2013	2014	2015	2015 ytd	2016 ytd	% + OR -
HOMICIDE	34	40	42	24	25	30	29	27	31	23	2	4	100.0%
RAPE	83	23	27	34	59	48	45	75	135	115	17	7	-58.8%
ROBBERY	685	750	883	854	654	637	460	458	430	404	42	19	-54.8%
AGGRAVATED ASSAULT	365	333	261	1076	964	880	777	1044	1016	1122	96	76	-20.8%
BURGLARY	3662	3650	3304	3710	3880	4061	2796	3221	2878	2232	227	223	-1.8%
LARCENY	10857	9361	9471	9436	9280	8893	8755	9281	8391	8236	724	626	-13.5%
MOTOR VEHICLE THEFT	1330	1125	1077	950	1028	703	552	690	533	597	53	52	-1.9%
TOTAL CRIME	17016	15282	15065	16084	15890	15252	13414	14796	13414	12729	1161	1007	-13.3%
PERCENT + OR -	6%	-10.2%	-1.4%	6.8%	-1.2%	-4.0%	-12.1%	10.3%	-9.3%	-5.1%			-13.3%
Population	257614	263243	271733	269415	266134	263016	263016	263016	263016	269406		269406	
Part I Crimes per 1000 population	66.1	58.1	55.4	59.7	59.7	58.0	51.0	56.3	51.0	47.2	2015 ytd 51.7	2016 ytd 44.9	
Violent crimes per 1000 population	4.5	4.4	4.5	7.4	6.4	6.1	5.0	6.1	6.1	6.2	7.0	4.7	

Population furnished by South Alabama Regional Planning Commission.

Population and crime totals include the jurisdiction.

Increase to Population in 2007 due to City Limit and Jurisdiction Change

Census Updated with 2012 Estimates July 2014

Violent Crime	2015	2016	-32.5%
	157	106	

PRECINCT 1

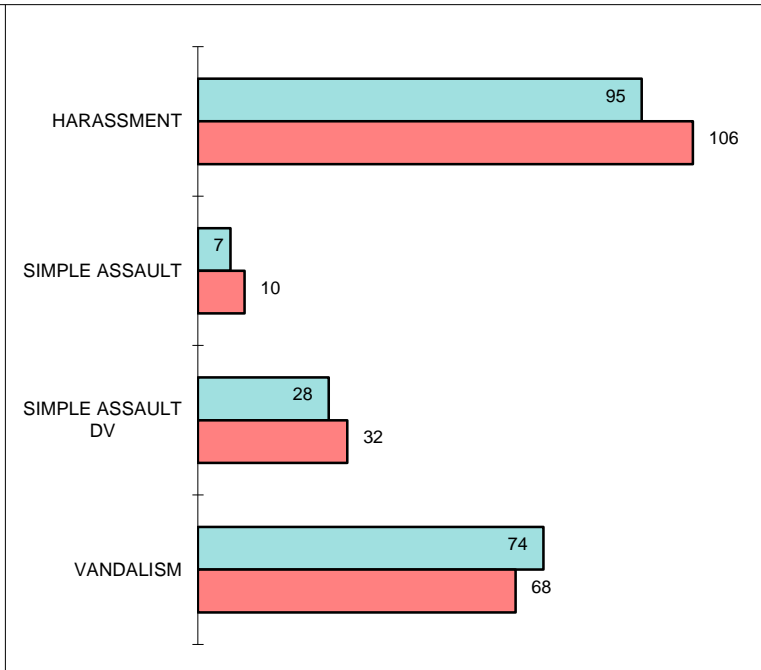
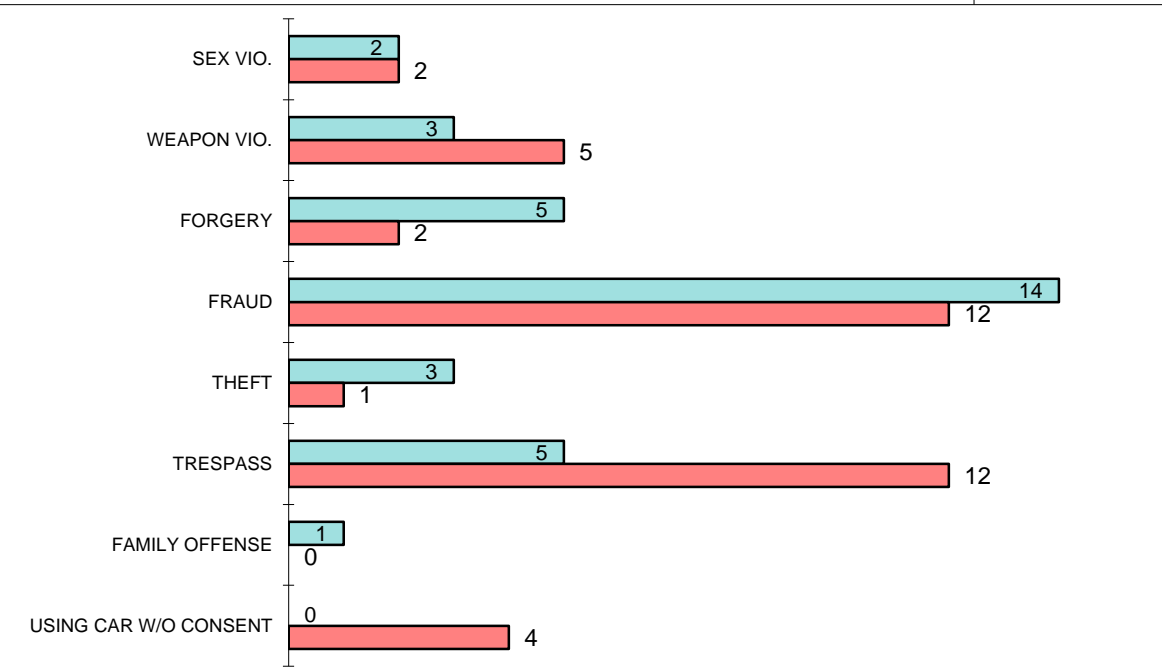
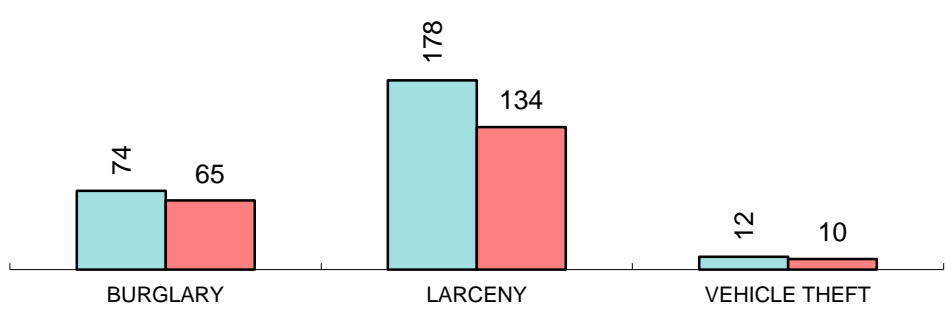
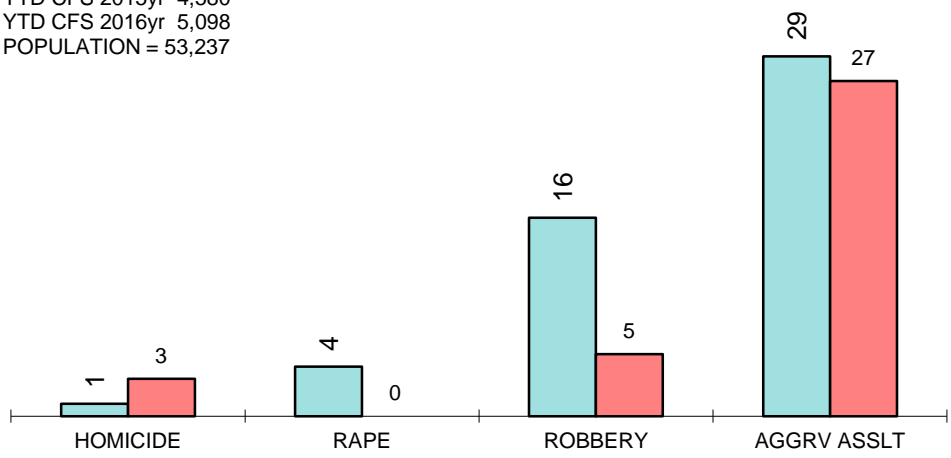
Year to Date - January 2016

2015
2016

Part I Crime -22.3%

Total Part I crimes per 1000 population 4.6

YTD CFS 2015yr 4,580
YTD CFS 2016yr 5,098
POPULATION = 53,237



PRECINCT 2

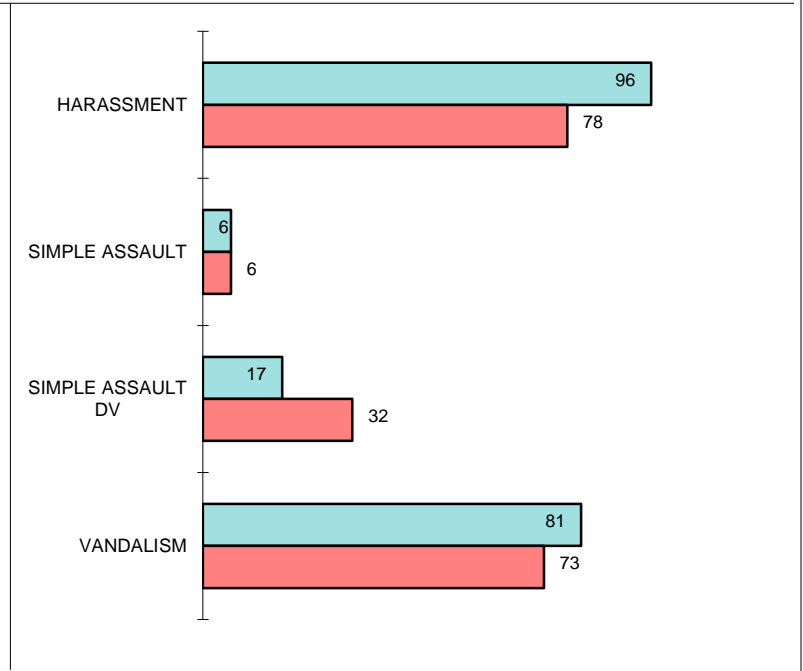
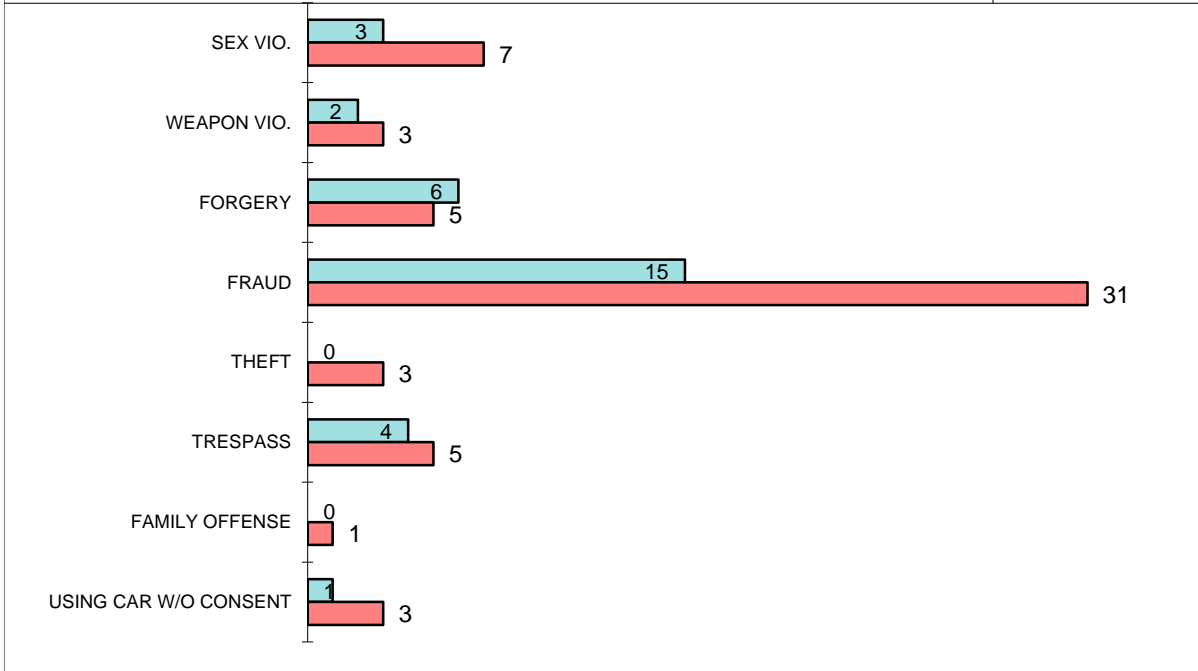
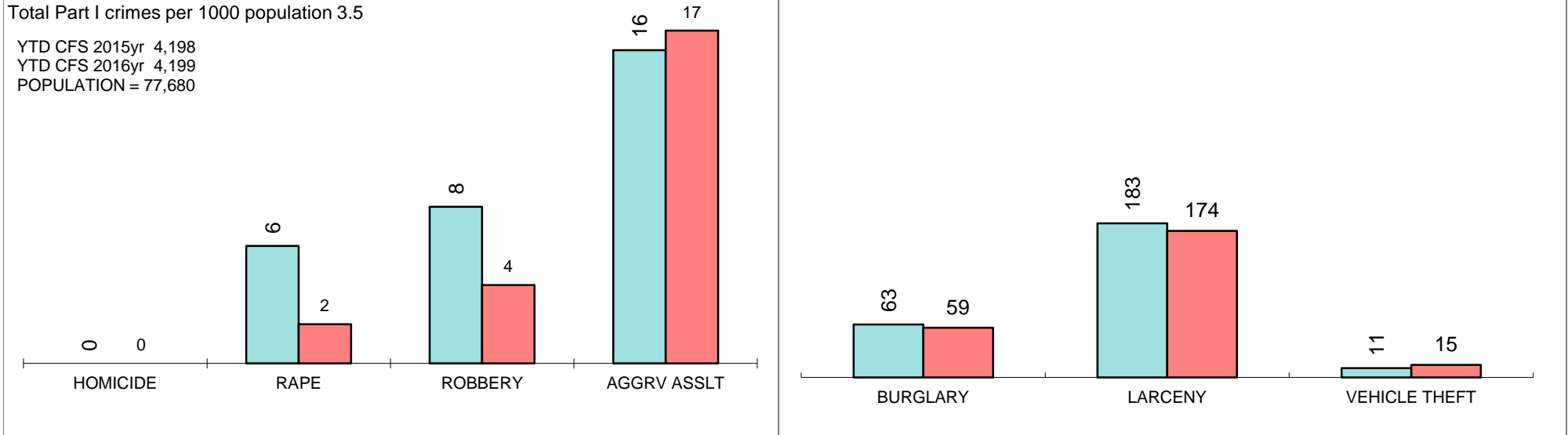
Year to Date - January 2016

2015
2016

Part I Crime -5.6%

Total Part I crimes per 1000 population 3.5

YTD CFS 2015yr 4,198
YTD CFS 2016yr 4,199
POPULATION = 77,680



PRECINCT 3

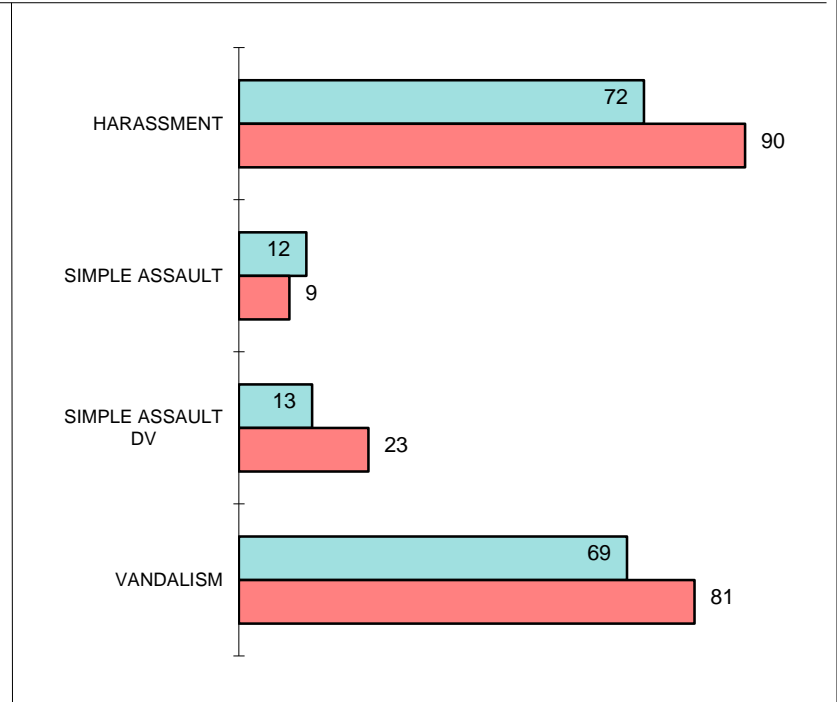
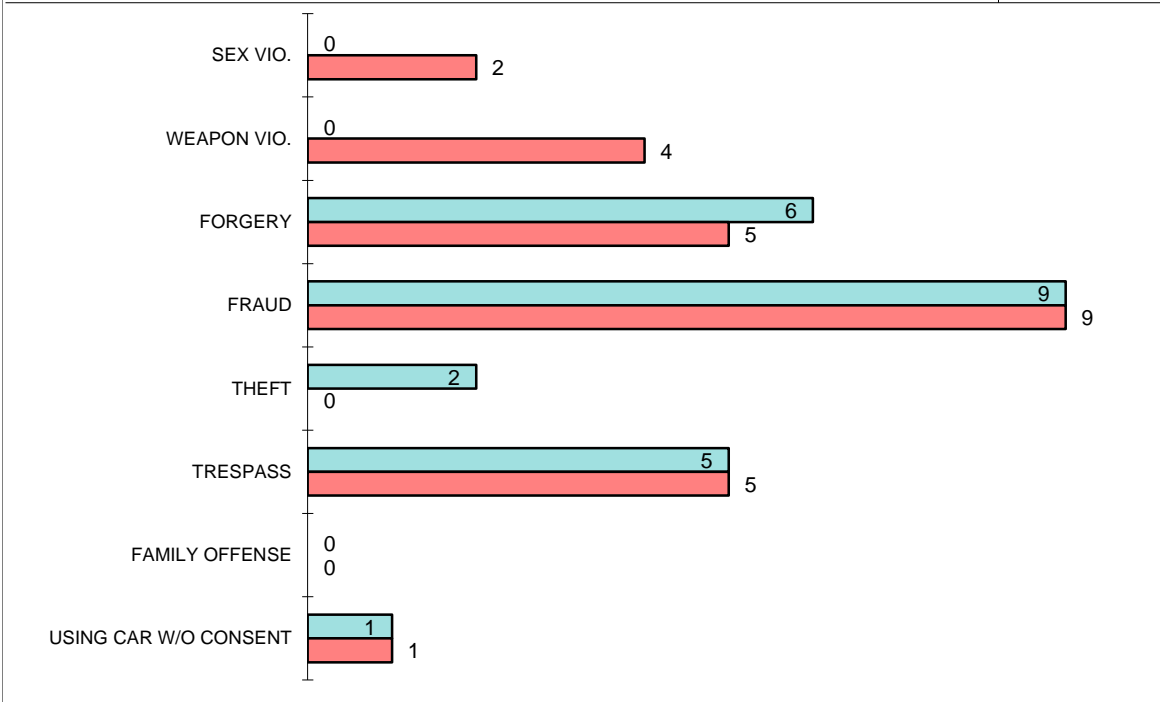
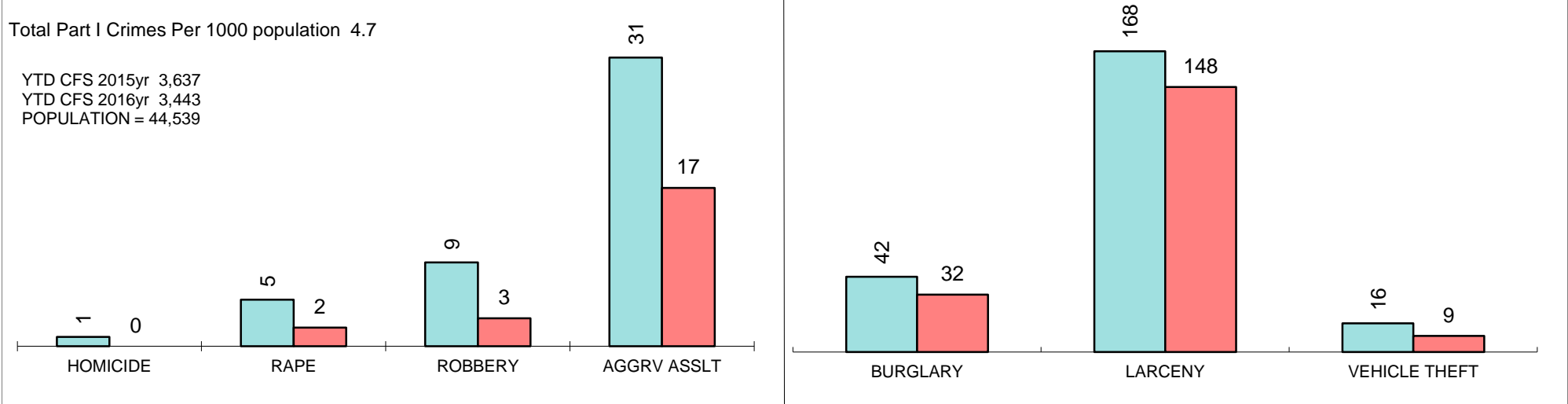
Year to Date - January 2016

2015
2016

Part I Crime -22.4%

Total Part I Crimes Per 1000 population 4.7

YTD CFS 2015yr 3,637
YTD CFS 2016yr 3,443
POPULATION = 44,539



PRECINCT 4

Year to Date - January 2016

