

# CITY OF MOBILE POLICE DEPARTMENT

## *2020 Annual Report*



**Our Mission**  
*Making Mobile the Safest City in America with  
Respect for Everyone*

CHIEF OF POLICE LAWRENCE L. BATTISTE, IV



Lawrence L. Battiste, IV

Faced with pandemic and civil unrest, the year 2020 was unlike any other I've experienced as a police chief. It was a challenging year for the Mobile Police Department. Our duty to serve and protect expanded immediately as we began working with public health officials to help contain the spread of COVID-19.

I called upon you for voluntary compliance with the local and state health orders while also trying to protect my officers who were at a heightened risk of exposure themselves due to close contact with members of the public.

In the midst of civil unrest after the death of George Floyd, our officers were directed to uphold higher standards of conduct and reminded that because they wear the uniform and badge they must religiously practice respect for all daily.

We derive our strength from the citizens who believe in us to carry out our oath with integrity. I count our department as fortunate to have a large base of citizens who support us.

Did the pandemic and civil unrest have an impact on crime activity? Violent crime increased by 1.3 percent, whereas in 2019 and 2018 there was a drop in violent crime by 8 and 11 percent, respectively.

One crime category that stands out is motor vehicle thefts. We were up by 33 percent. As a city, we must do a better job at preventing auto thefts. Most vehicles are stolen when the keys are left inside or while left running unattended at a store or in a driveway – making it an easy crime of opportunity. Locking doors and securing valuables can prevent your vehicle from being stolen.

Moving forward, let us continue to show progress for a safer community. Know that the Mobile Police Department precinct captains can assist you with any crime-related issues happening in your neighborhood so please feel free to reach out to them.


---

*In 2020, the Mobile Police Department was budgeted for 507 sworn officers. The actual number was 494. The department was staffed with a total of 212 civilian employees.*

## CONTENTS




Grants Awarded	2
10-Year Crime Report	3
10-Year Crime Graphs	4
Crime Data by Precinct	11
Homicide Data	16
Internal Affairs Investigations	17
Internal Affairs Citizen Complaints	18
Precinct Contact Info	19





## Grants Awarded

For the 2020 fiscal year, the Mobile Police Department was awarded \$7.2 million in grant funding for 25 separate grant programs and awards. Most of the grant allocations are used to purchase equipment and fund overtime pay for officers, although other grant programs were specifically awarded. Some of the grants are three-year grants. The 2020 grant fiscal year is October 1, 2019 to September 30, 2020.

 <b>MOBILE POLICE DEPARTMENT</b> <b>Total Grant Funding for Period 2020</b>	
Last Updated – 02/05/2021	
DOJ Sexual Assault Kit Initiative (SAKI) Grant – 2017	\$ 654,309.66
DOJ Sexual Assault Kit Initiative (SAKI) Grant - 2018	\$ 500,000.00
DOJ Sexual Assault Kit Initiative (SAKI) Grant - 2019	\$ 293,288.00
DHS Port Security Grant - 2018	\$ 433,081.07
DHS Port Security Grant - 2020	\$ 986,855.00
DOJ JAG Grant - 2018	\$ 168,676.00
DOJ JAG Grant – 2019	\$ 169,327.00
DOJ JAG Grant - 2020	\$ 155,188.00
DHS HSGP EOD Grant #9LET – 2019	\$ 65,371.00
DOJ COPS Hiring Program Grant – 2020	\$ 1,766,082.00
DOJ OVC Law Enforce Based Direct Victims Services Grant - 2018	\$ 469,406.00
DOJ Justice and Mental Health Collaboration - 2020	\$ 742,088.00
DOJ Coronavirus Emergency Supplemental Funding - 2020	\$ 419,860.00
DHS USSS Electronic Crimes Task Force	\$ 7,621.55
DHS USSS Financial Crimes Task Force	\$ 21,997.94
DOJ BATF Task Force	\$ 14,361.02
DOJ FBI Task Force	\$ 17,051.77
DOJ USMS Task Force	\$ 20,000.00
DOJ DEA Task Force	\$ 37,298.00
HOTSPOT DUI Traffic Grant - 2020	\$ 16,917.87
STEP Traffic Grant - 2020	\$ 87,650.33
Click It or Ticket Traffic Grant - 2020	\$ 9,675.47
Labor Day Traffic Grant - 2020	\$ 11,586.18
SW ALA Partnership for Training (SWAPTE) - 2020	\$ 118,872.00
K-9 Donation - 2020	\$ 500.00
<b>TOTAL GRANT FUNDING AWARDED</b>	<b>\$ 7,187,063.30</b>

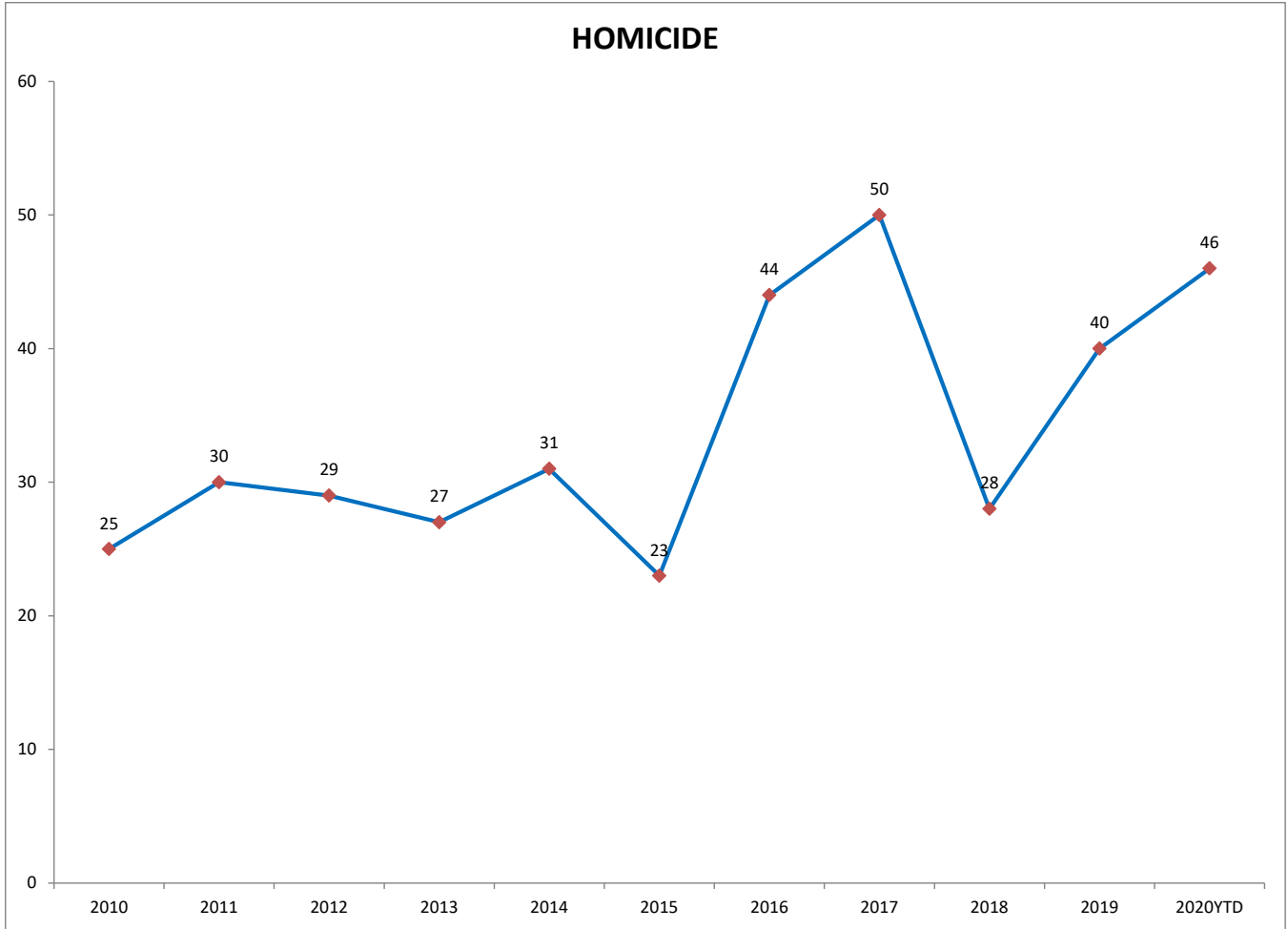


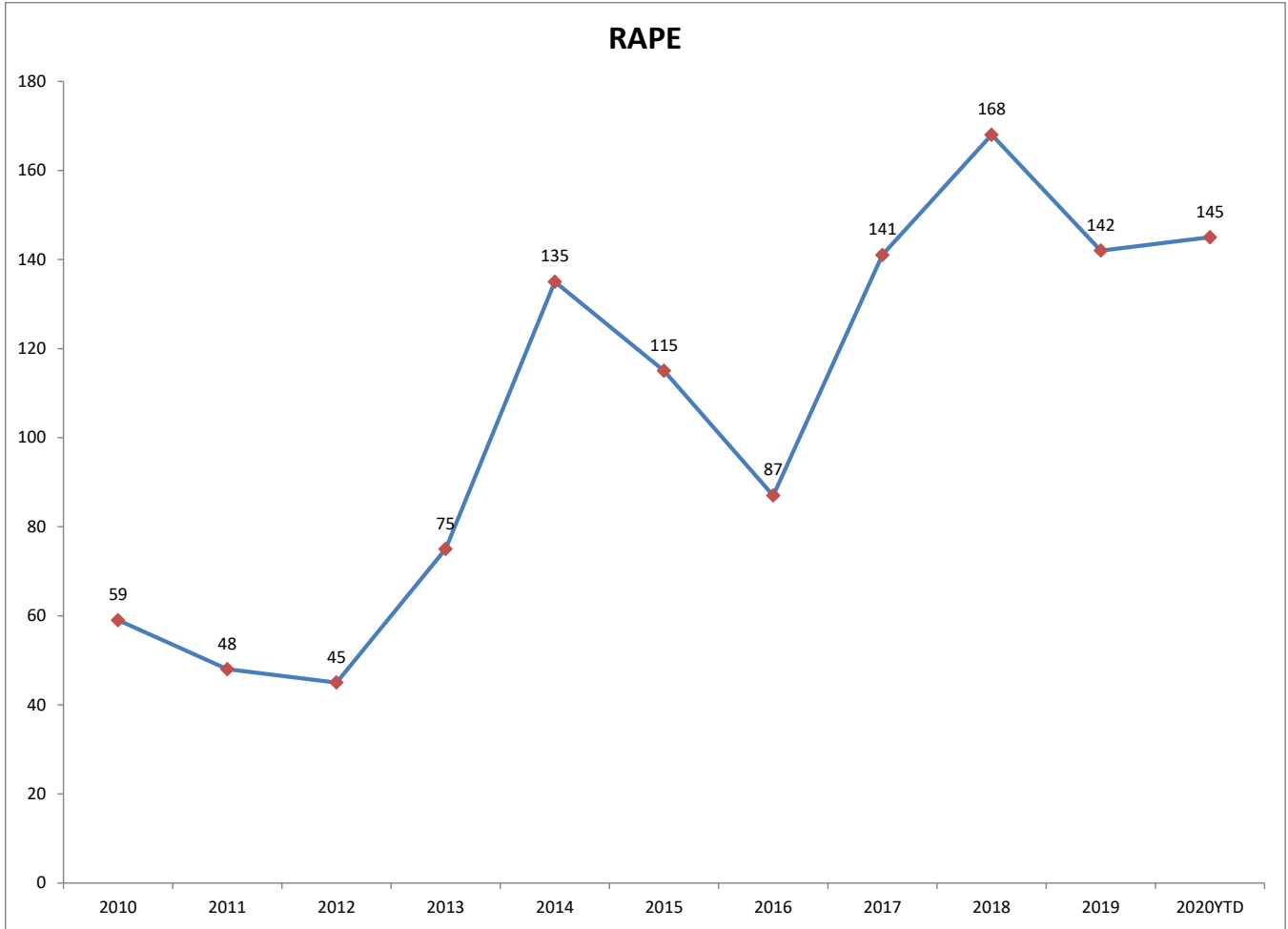
## 10-Year Crime Report

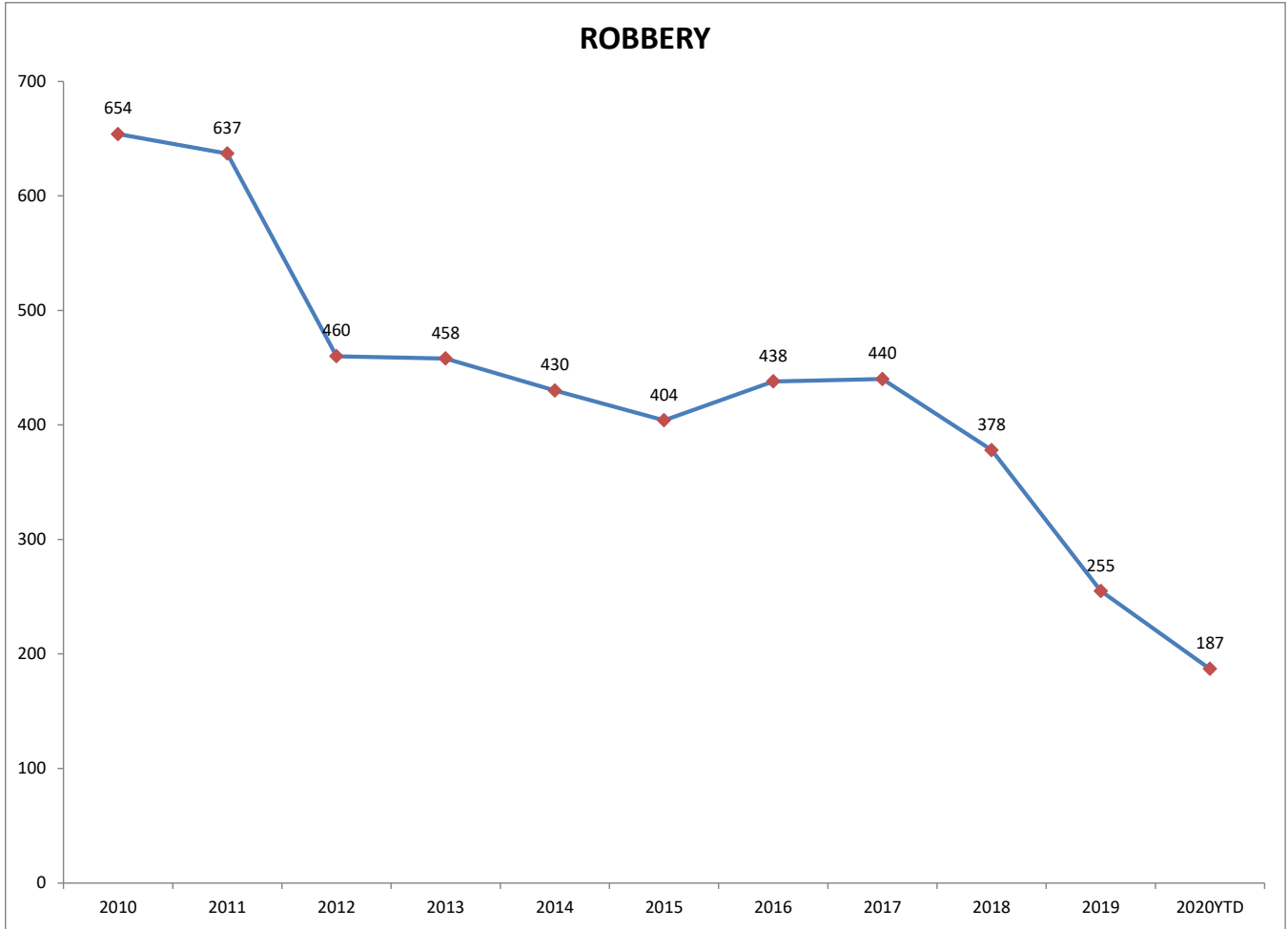
	2010	2011	2012	2013	2014	2015	2016	2017	2018	2019	2019	2020YTD	% + OR -	
HOMICIDE	25	30	29	27	31	23	44	50	28	40	40	46	15.0%	
RAPE	59	48	45	75	135	115	87	141	168	142	142	145	2.1%	
ROBBERY	654	637	460	458	430	404	438	440	378	255	255	187	-26.7%	
AGGRAVATED ASSAULT	964	880	777	1044	1016	1122	1279	1329	1162	1151	1151	1230	6.9%	
BURGLARY	3880	4061	2796	3221	2878	2232	2654	3084	2580	2094	2094	1513	-27.7%	
LARCENY	9280	8893	8755	9281	8391	8236	8443	9564	8633	7537	7537	6385	-15.3%	
MOTOR VEHICLE THEFT	1028	703	552	690	533	597	891	1293	1089	749	749	998	33.2%	
TOTAL CRIME	15890	15252	13414	14796	13414	12729	13836	15901	14038	11968	11968	10504	-12.2%	
PERCENT + OR -	6.8%	-4.0%	-12.1%	10.3%	-9.3%	-5.1%	8.7%	14.9%	-11.7%	-14.7%		-12.2%		
Population	266134	263016	263016	263016	263016	269406	269406	269406	269406	269406		269406		
Part I Crimes per 1000 population	59.7	58.0	51.0	56.3	51.0	47.2	51.4	59.0	52.1	44.4	2019 44.4	2020 39.0		
Violent crimes per 1000 population	6.4	6.1	5.0	6.1	6.1	6.2	6.9	7.3	6.4	5.9	5.9	6.0		
Population furnished by South Alabama Regional Planning Commission.														
Population and crime totals include the jurisdiction.										Violent Crime		2019 1588	2020 1608	1.3%
Increase to Population in 2007 due to City Limit and Jurisdiction Change														
Census Updated with 2012 Estimates July 2014														

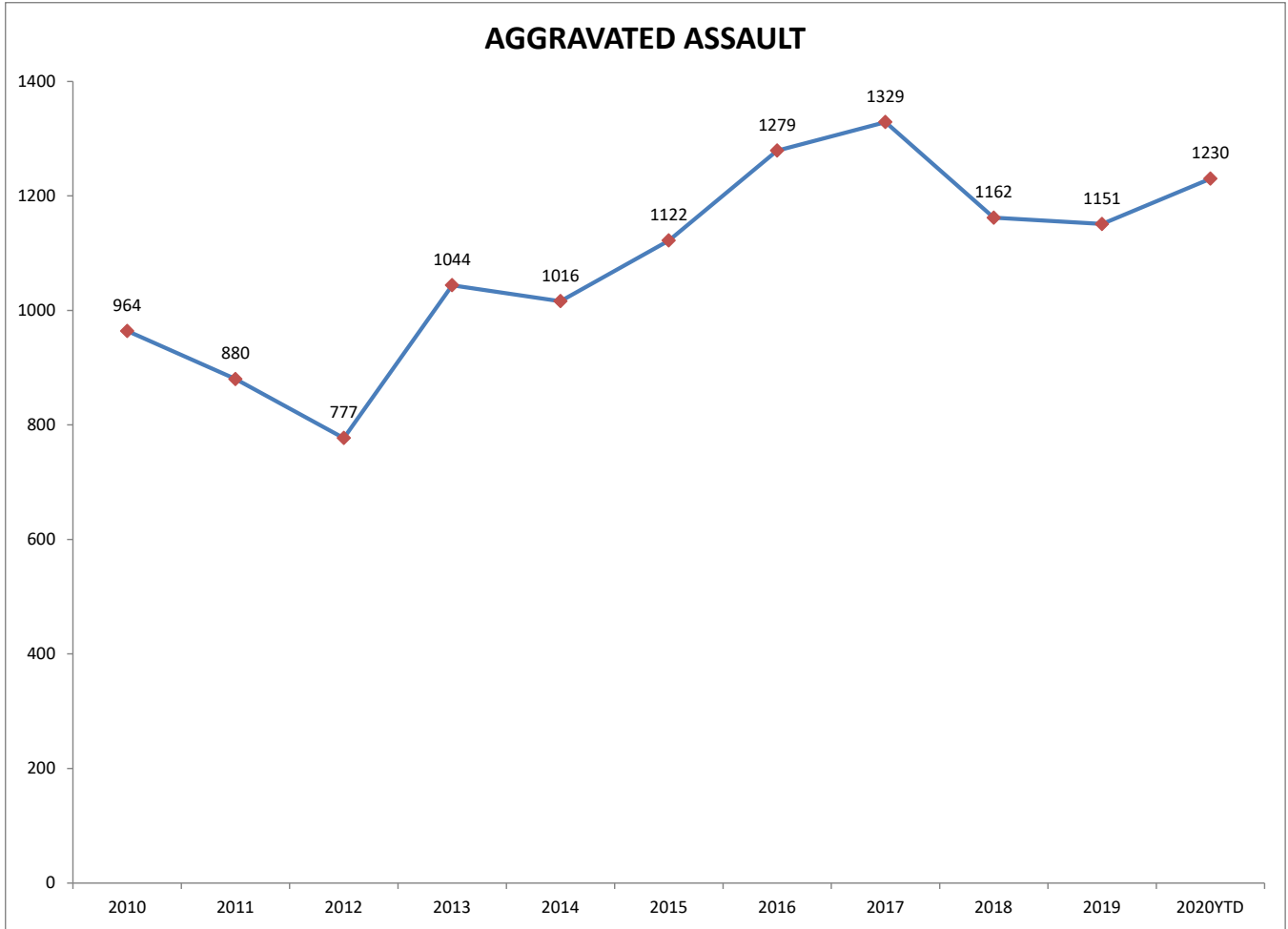
From 2019 to 2020, the City of Mobile experienced an overall reduction in crime by 12.2 percent. There was a significant decrease in the number of robbery, burglary and larceny cases. Homicide, rape and aggravated assault were up. Improvements are most needed in our efforts together as a community to reduce motor vehicle thefts, which climbed 33.2 percent.

The following pages show the city's crime trends at a glance over the past decade. Included are also graphs that show crime data by precinct.

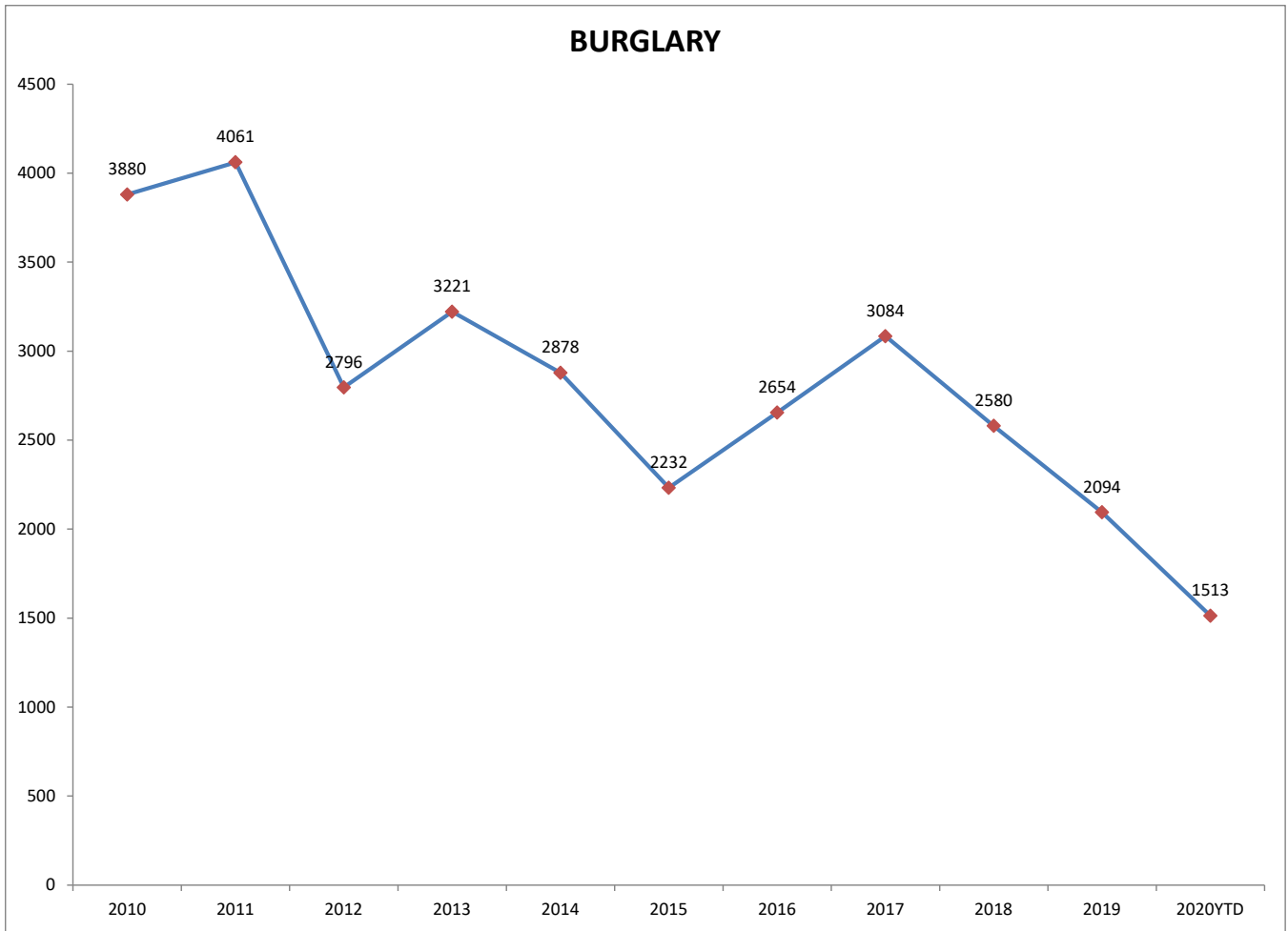


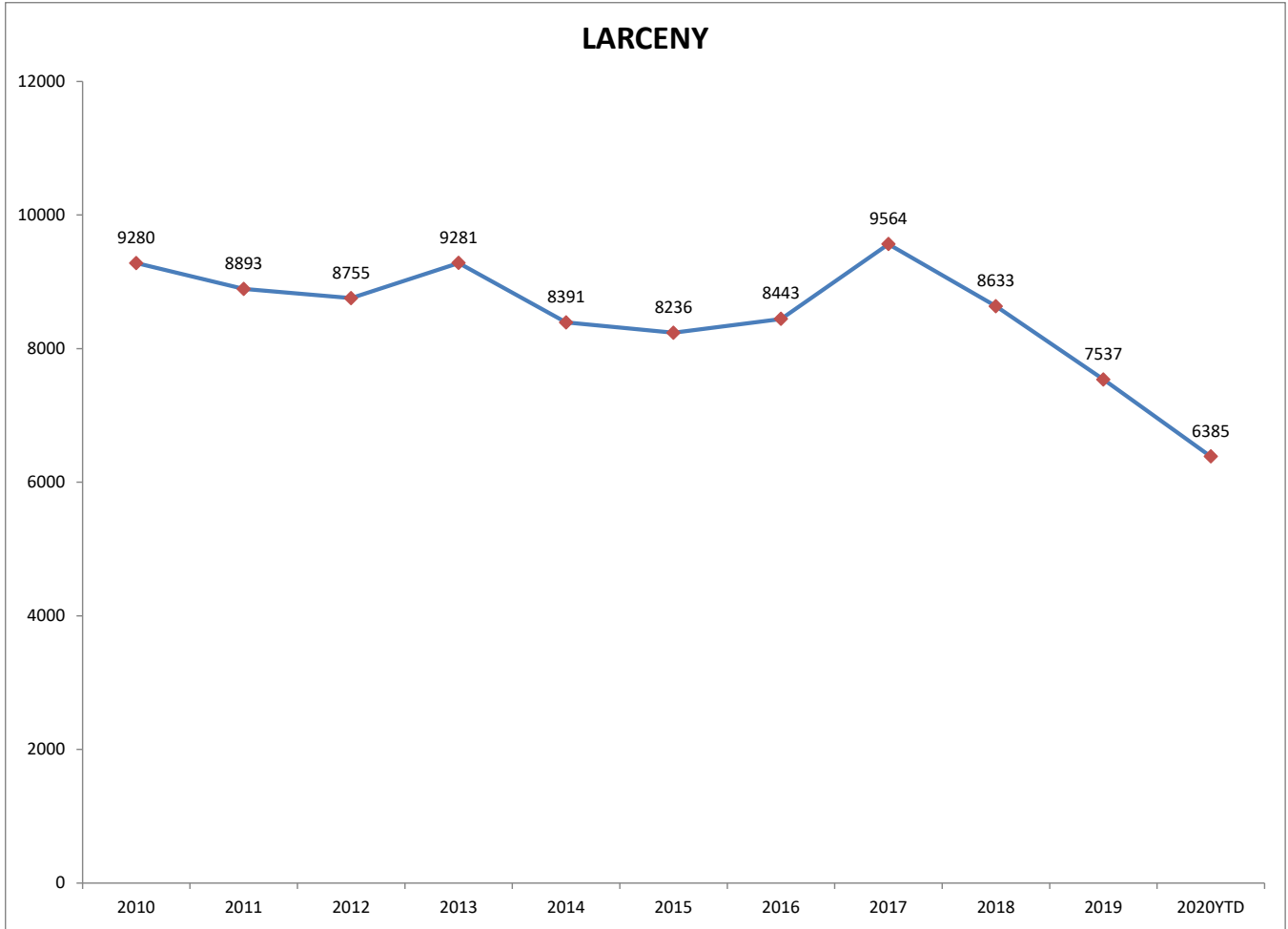


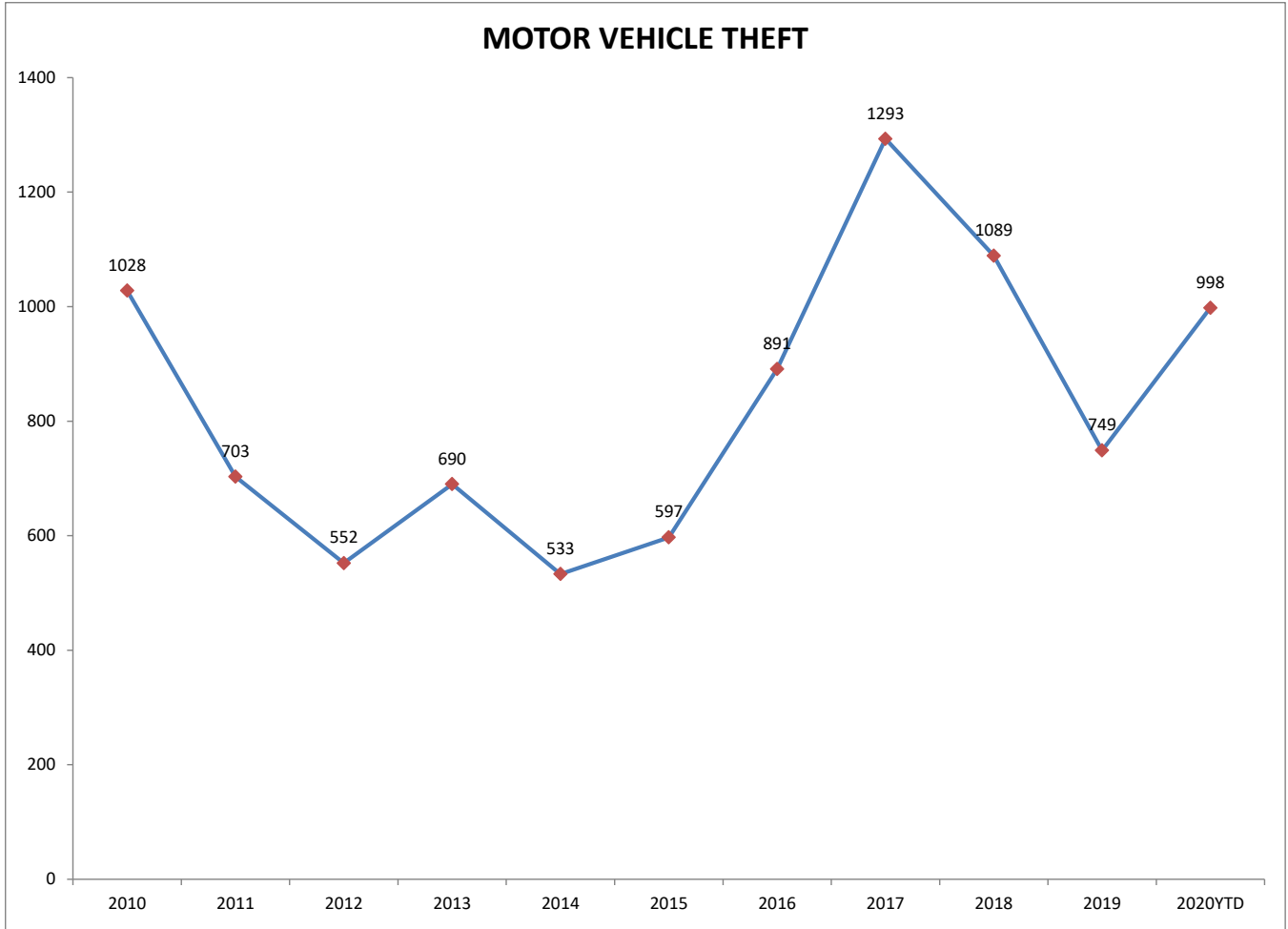






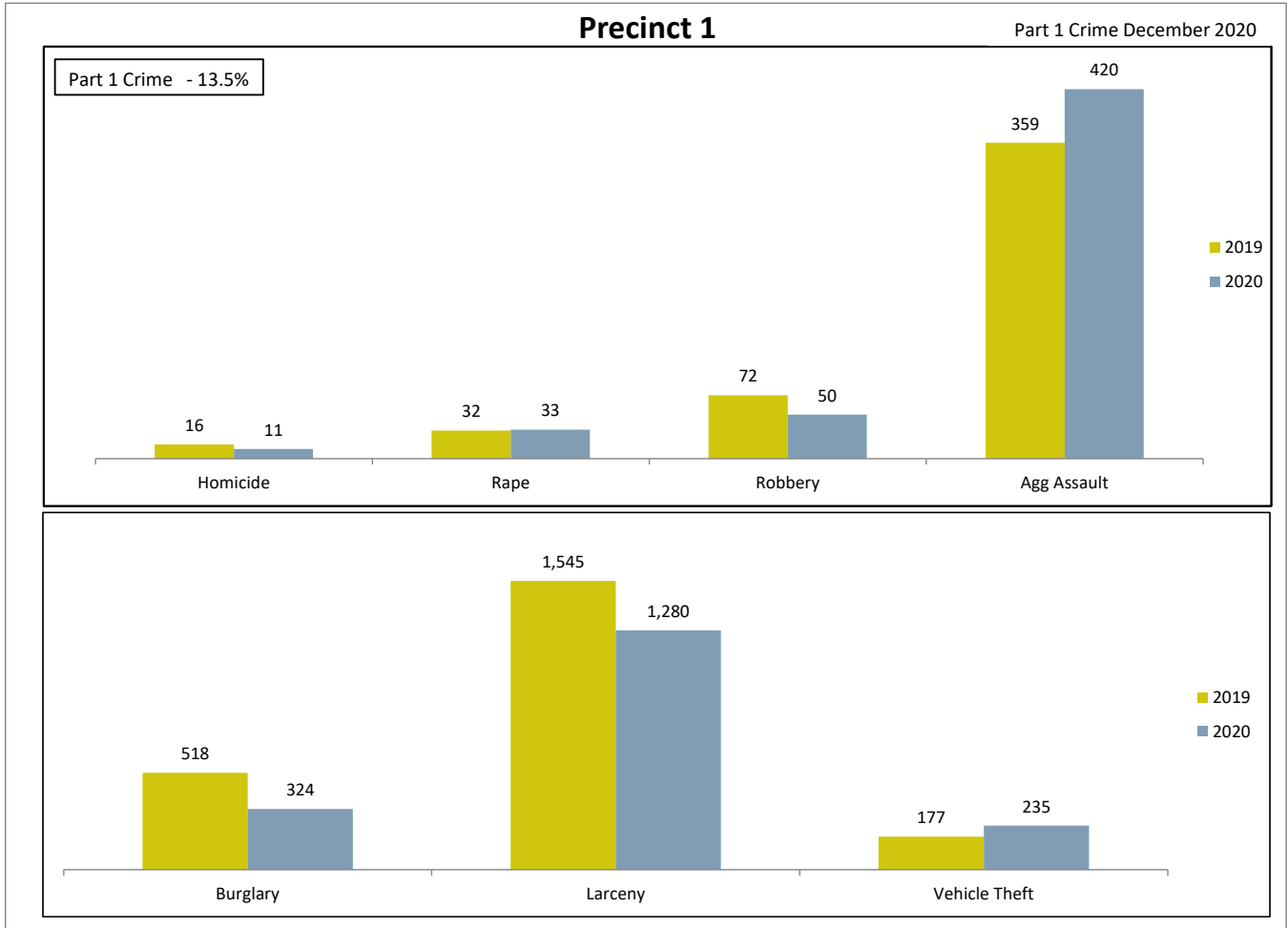








## Precinct 1 Crime Data

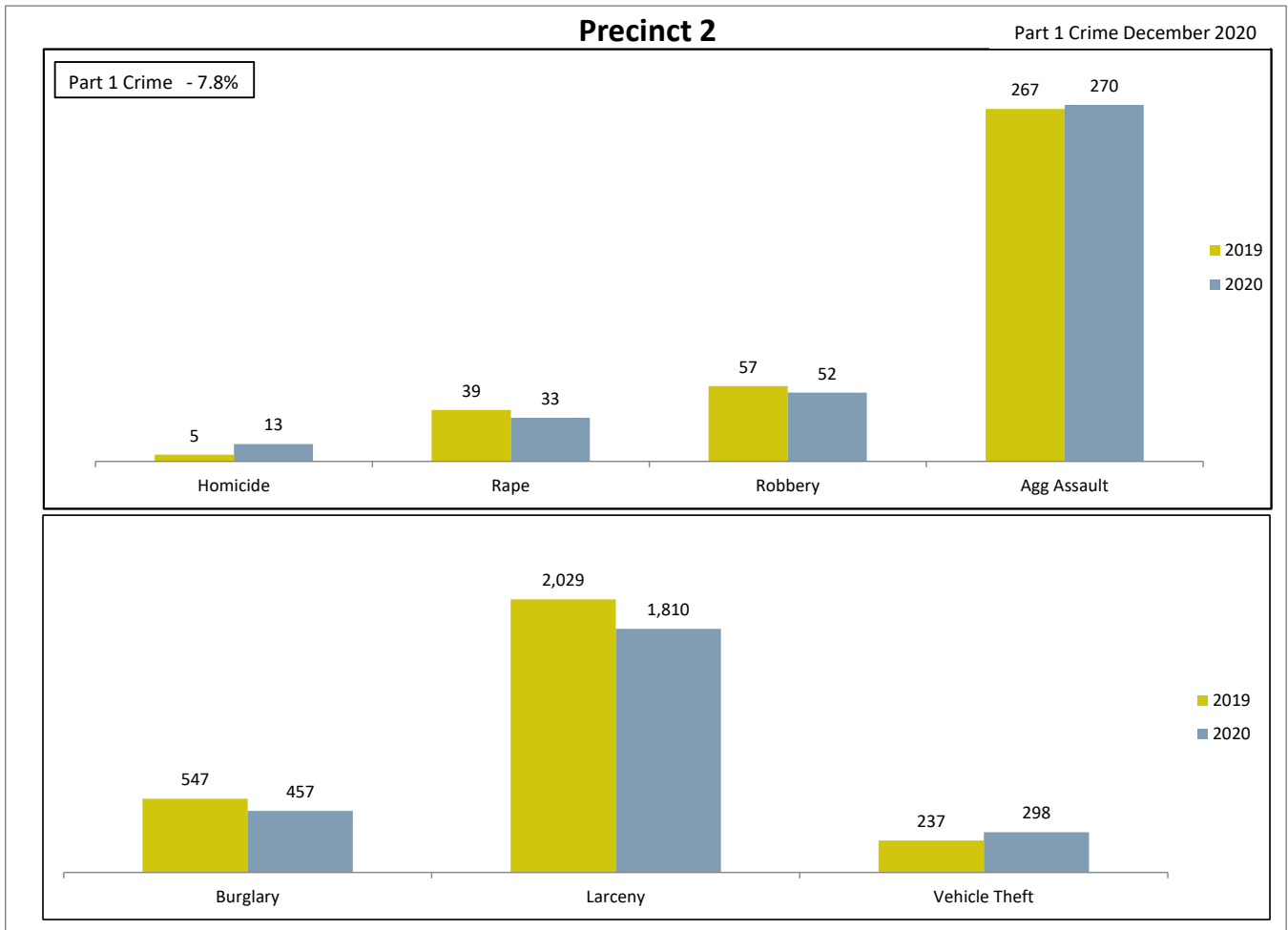


- Number of Calls for Service in 2020 – 41,103
- Number of Calls for Service in 2019 – 42,225

Overall, Precinct 1 had a **13.5 percent decrease** in Part I Crime.



## Precinct 2 Crime Data

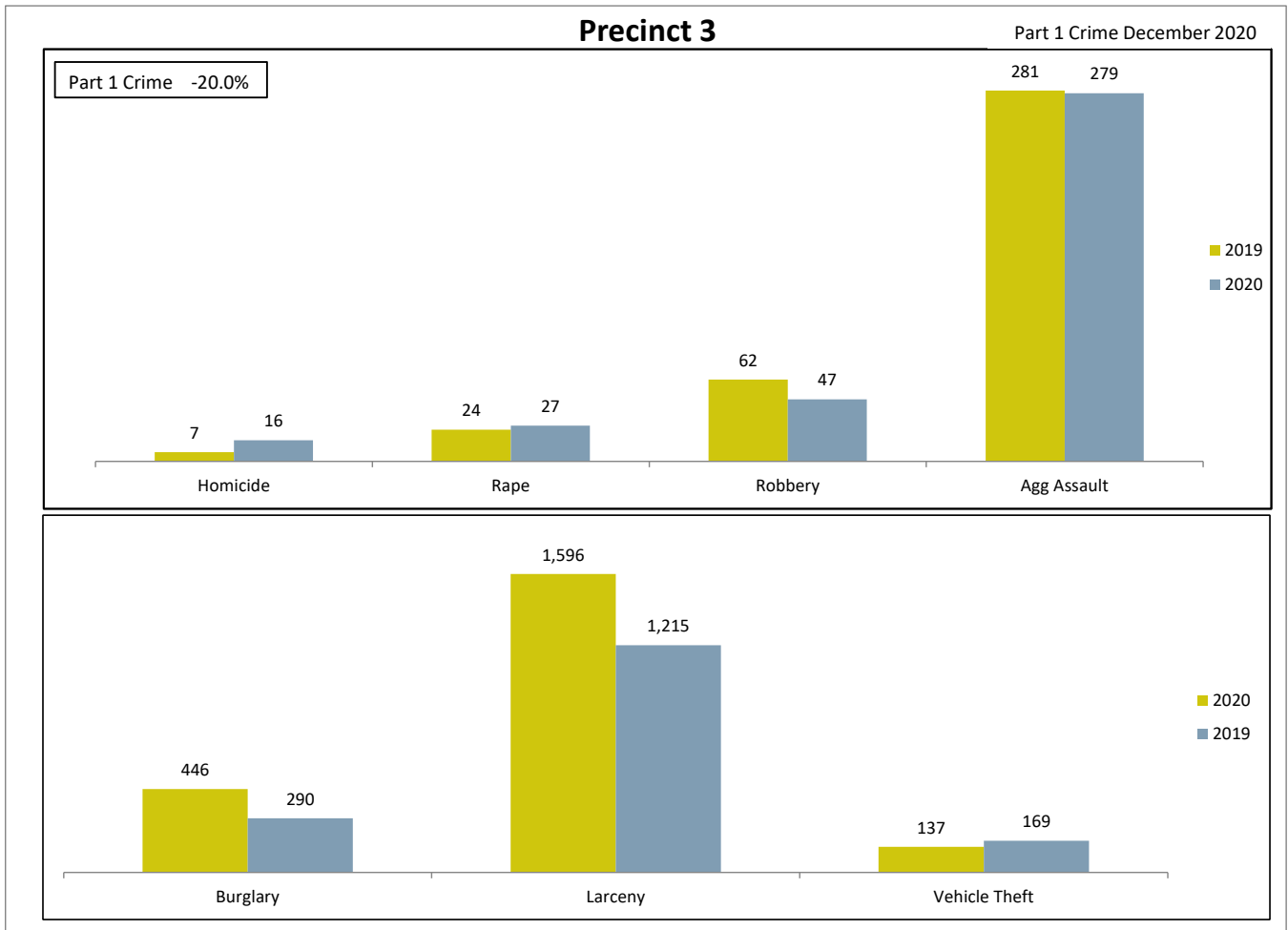


- Number of Calls for Service in 2020 – 46,292
- Number of Calls for Service in 2019 – 48,468

Overall, Precinct 2 had a **7.8 percent decrease** in Part I Crime.



Precinct 3 Crime Data

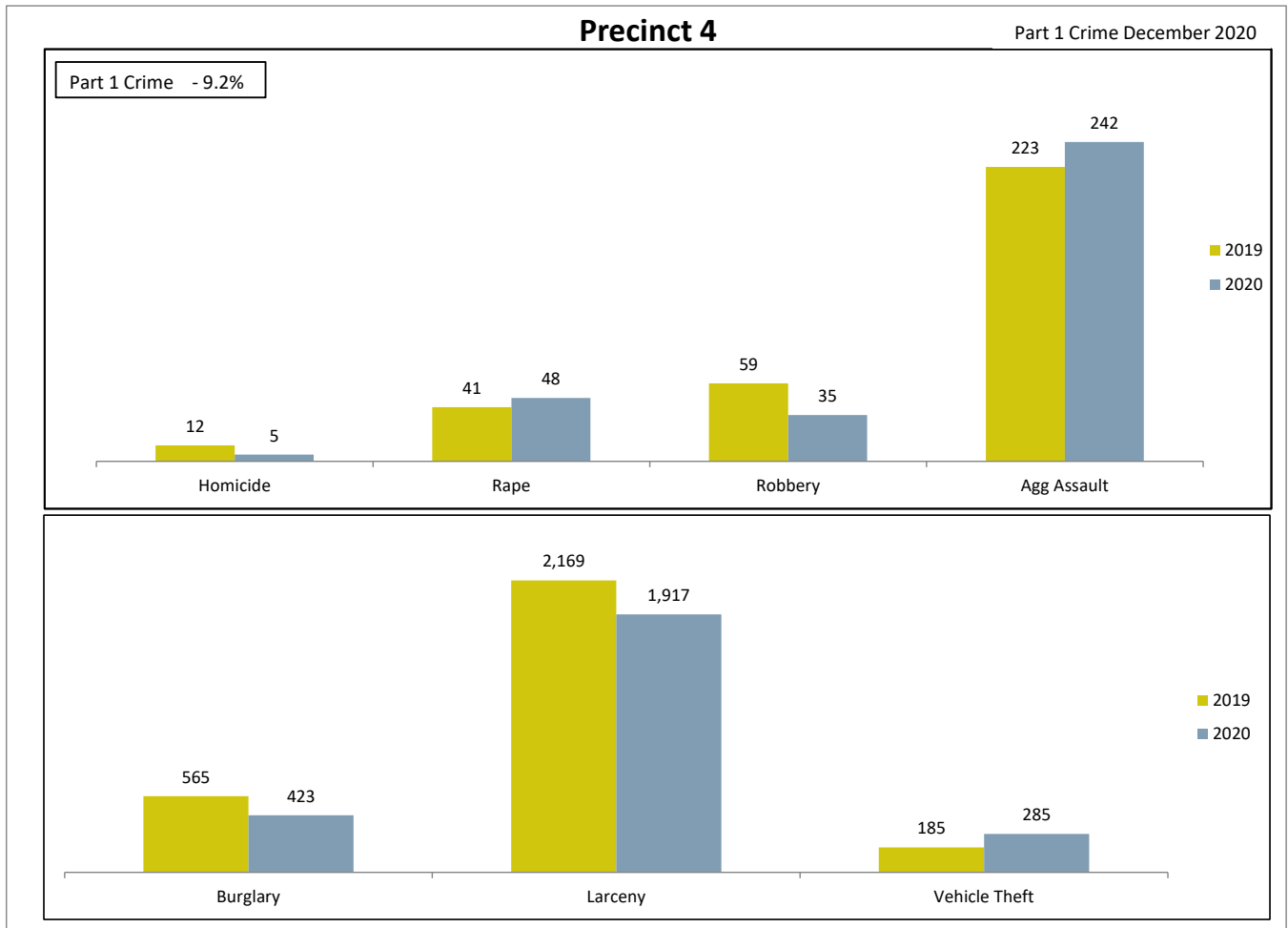


- Number of Calls for Service in 2020 – 37,972
- Number of Calls for Service in 2019 – 41,367

Overall, Precinct 3 had a **20 percent decrease** in Part I Crime.



## Precinct 4 Crime Data

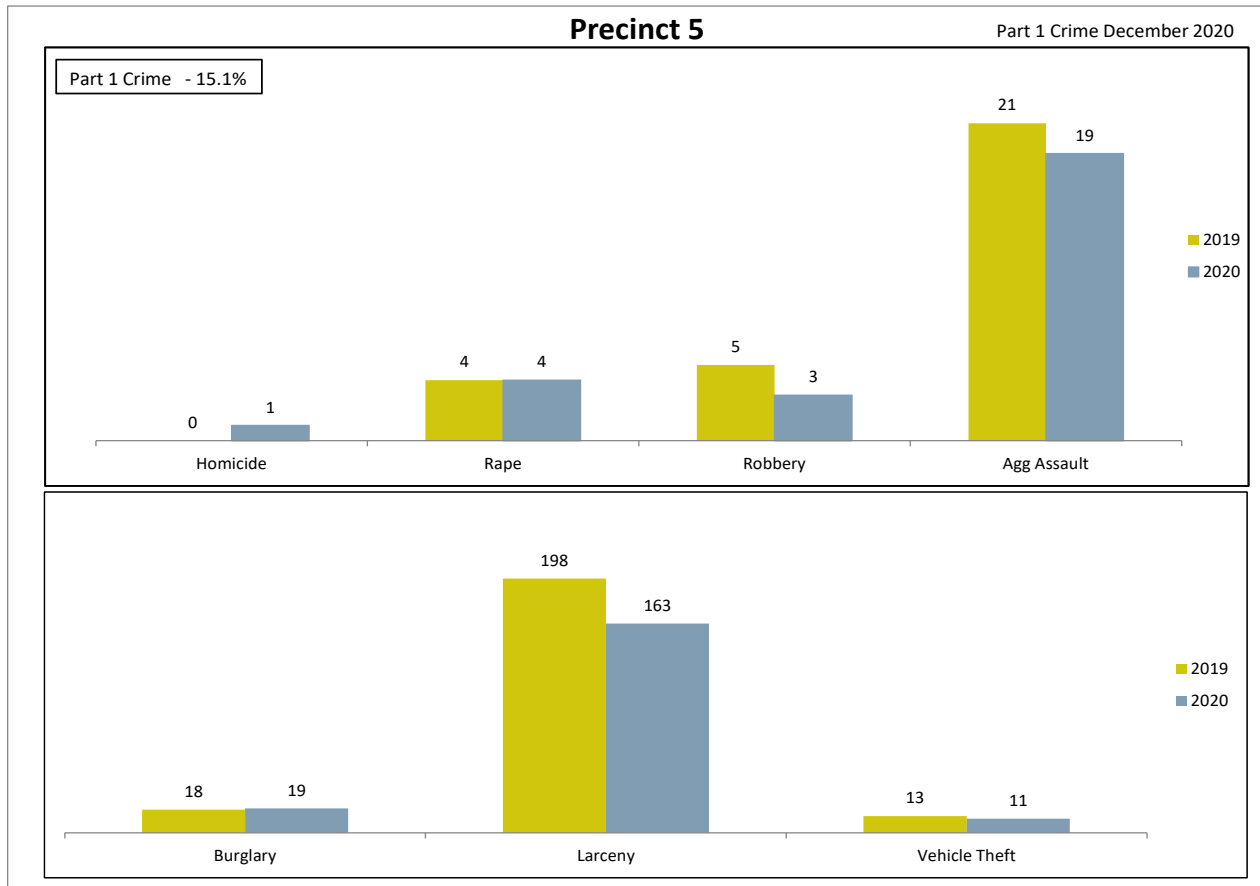


- Number of Calls for Service in 2020 – 51,029
- Number of Calls for Service in 2019 – 49,203

Overall, Precinct 4 had a **9.2 percent decrease** in Part I Crime.



## Precinct 5 Crime Data



- Number of Calls for Service in 2020 – 10,324
- Number of Calls for Service in 2019 – 9,130

Overall, Precinct 5 had a **15.1 percent decrease** in Part I Crime.

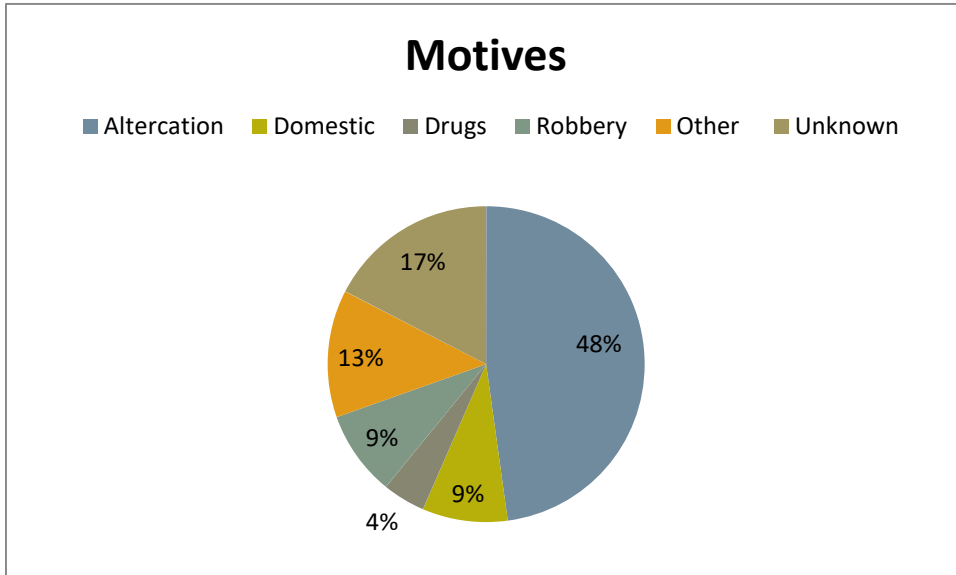




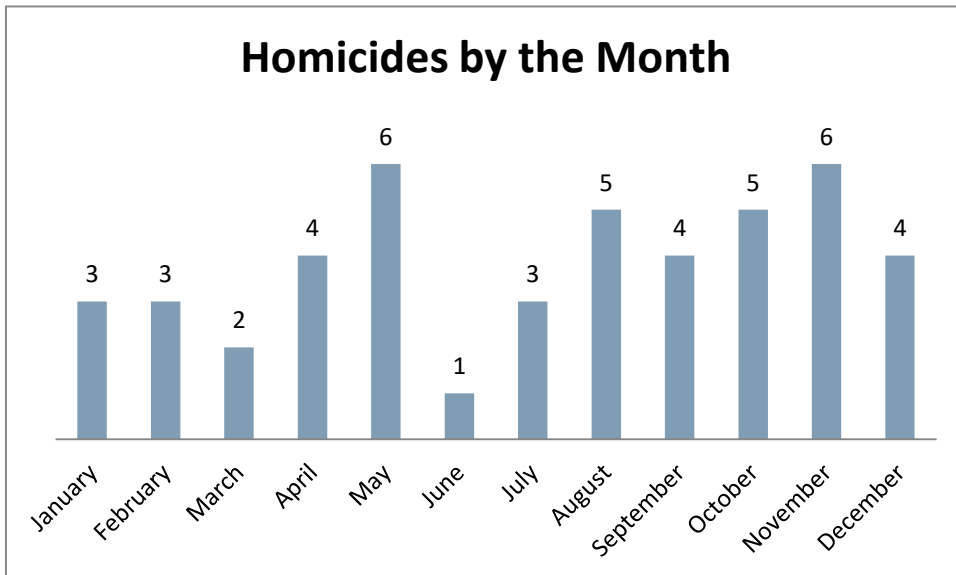
## Homicide Data

**84.78% Clearance Rate**

The Mobile Police Department's clearance rate for homicides is often above the national average. According to 2019 FBI Uniform Crime Reporting, the national clearance rate for murder and non-negligent manslaughter is 61.4 percent\*. For 2020, the department's homicide clearance rate is 84.78 percent. There were a total of 46 cases with 39 cleared by arrest. Seven cases remain open.



Taken into consideration the motive, nearly half of the homicides occurred due to an altercation.



\*At the time of this Annual Report release, the data for the 2020 FBI Uniform Crime Reporting has not been made available.



## Internal Affairs Investigations

The Internal Affairs Unit conducted a total of 23 investigations involving a total of 25 members/employees. The investigations included five shooting investigations. The dispositions are represented in the following table.

### Internal Affairs Investigation Dispositions by Member Gender and Race

Disposition	B/M	B/F	W/M	W/F	A/M	A/F	Total
Proper Conduct	5	0	3	1	0	0	9
Improper Conduct	4	1	2	1	0	0	8
Unfounded	0	0	1	0	0	0	1
Term During Test Period	1	0	0	0	0	0	1
Resigned Under Inv	2	0	1	0	0	0	3
Retired Under Inv	0	0	0	0	0	0	0
Termination	1	0	0	0	0	0	1
Still Under Investigation	1	0	1	0	0	0	2
<b>Totals</b>	<b>14</b>	<b>1</b>	<b>8</b>	<b>2</b>	<b>0</b>	<b>0</b>	<b>25</b>

Internal Affairs investigations do not imply that a member or employee was complained on individually. The complaint may be against the department or a subunit of the department. An Internal Affairs investigation may include more than one member/employee with differing dispositions.



## Internal Affairs Investigations

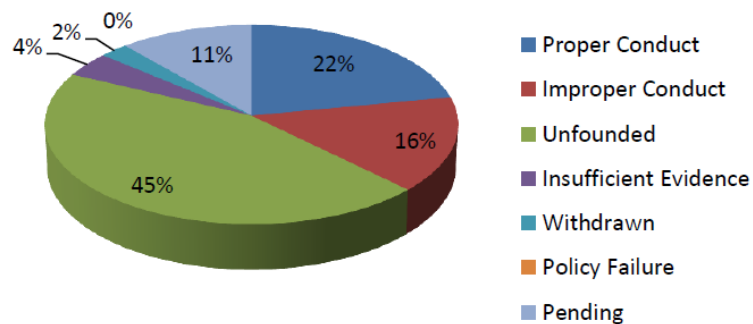
### Citizen Complaints

There were 69 citizen complaints filed during 2020, which cited 123 areas of concern. Of the 123 areas of concern cited, 45 percent were unfounded, 22 percent were found to contain proper conduct by the officers, 16 percent were found to contain improper conduct, and 11 percent were still pending (under investigation) at the time of this report.

**Disposition of Citizen Complaints 2020**

Disposition	Areas of Concern
Proper Conduct	27
Improper Conduct	19
Unfounded	55
Insufficient Evidence	5
Withdrawn	3
Policy Failure	0
Pending	14
<b>Total</b>	<b>123</b>

**Disposition of Citizen Complaints by Percentage 2020**



Citizen complaints received during the year 2020 were categorized into 10 areas of concern. Some complaints included more than one area of concern.

**Citizen Complaint Dispositions by Area of Concern 2019**

Area	Improper Conduct	Proper Conduct	Withdrawn	Unfounded	Insuf. Evidence	Pending	Policy Failure	Total
Force	3	9	0	1	2	2	0	17
Arrest	0	1	0	3	0	0	0	4
Entry	0	0	0	0	0	0	0	0
Search	0	0	0	2	0	0	0	2
Harassment	2	1	1	9	1	2	0	16
Demeanor	9	6	1	18	2	4	0	40
Procedure	5	10	1	14	0	4	0	34
Service	0	0	0	8	0	2	0	10
Property	0	0	0	0	0	0	0	0
Biased Based	0	0	0	0	0	0	0	0
<b>Total</b>	<b>19</b>	<b>27</b>	<b>3</b>	<b>55</b>	<b>5</b>	<b>14</b>	<b>0</b>	<b>123</b>



## POLICE HEADQUARTERS

2460 Government Boulevard  
Mobile, AL 36606

WEBSITE:  
[mobilepd.org](http://mobilepd.org)

### PRECINCT COMMANDERS

#### **Captain Charles Bagsby**

Precinct 1  
850 Virginia Street  
251.208.2560

#### **Captain Kevin Rogers**

Precinct 2  
5441 Highway 90  
251.208.1200

#### **Captain Keith Stallings**

Precinct 3  
2165 St. Stephens Road  
251.208.8000

#### **Captain Rodney Greeley**

Precinct 4  
8080 Airport Boulevard  
251.208.1300

#### **Captain James Cunningham**

Precinct 5 (Central Precinct)  
55 North Water Street  
251.208.2154

To find your precinct, visit [mobilepd.org/precincts](http://mobilepd.org/precincts).